

The trading results of the exchange maintained rapid growth trends - yearly trading volumes exceeded 4 TWh

In May 2021 GET Baltic Gas Exchange traded volume remained stable and reached 548 GWh of natural gas (April 2021 - 558 GWh). Compared to the same period last year, the turnover increased by 28% (May 2020 - 429 GWh). At the end of May, the total traded volume of 2021 surpassed 4.1 TWh. This is 28% more compared with a year earlier (Jan-May 2020 - 3.2 TWh).

Exceptionally grew the purchase volume in Latvian-Estonian common market area - 44% of the total volume traded on the exchange was bought here (239 GWh). Meanwhile, the remaining volume purchased in Lithuania (156 GWh) and Finland (153 GWh) was divided almost equally - 28% each. During May, in total 1,772 transactions were concluded, all of them on a daily market. A total of 43 participants actively submitted orders and all of them successfully concluded transactions.

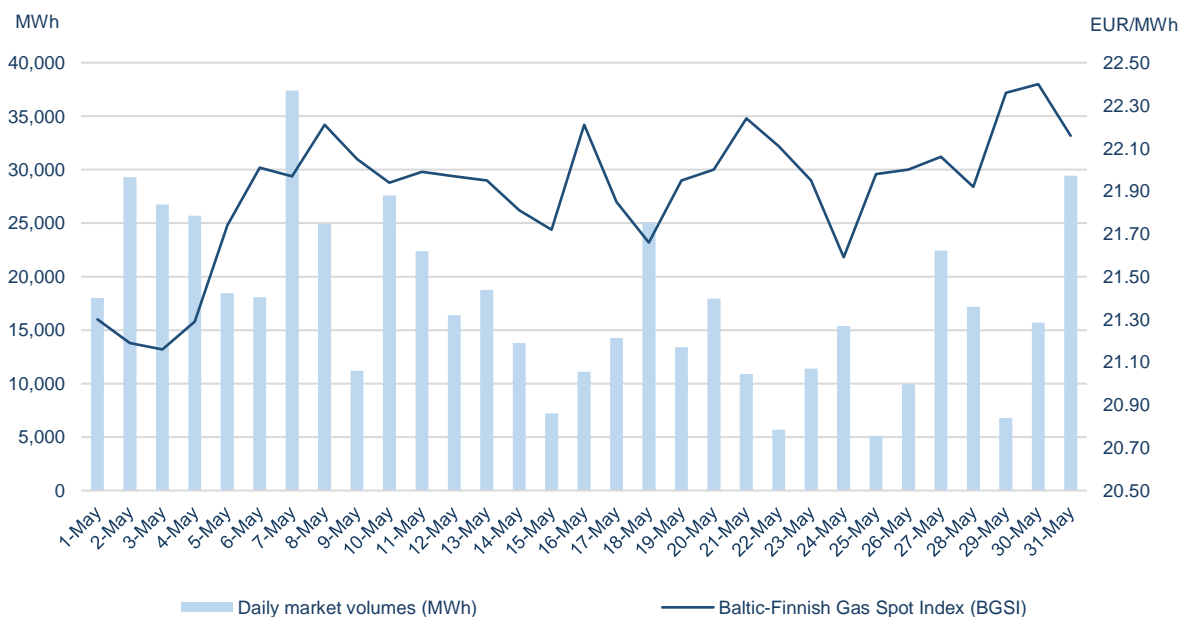
During May, the prices of individual transactions fluctuated between 18.94 EUR/MWh and 29.56 EUR/MWh. Baltic-Finnish Gas Spot Index (BGSi) which captures changes of gas prices on a daily market, value in May was 21.85 EUR/MWh. This is 17% more comparing to April 2021 (18.63 EUR/MWh). Participants concluded transactions in Lithuanian market area paid the weighted average price of 21.09 EUR/MWh (↑15%), in Latvian-Estonian common market area – 22.30 EUR/MWh (↑18%), in Finnish market area – 22.39 EUR/MWh (↑17%).



Statistics of trading on the natural gas exchange

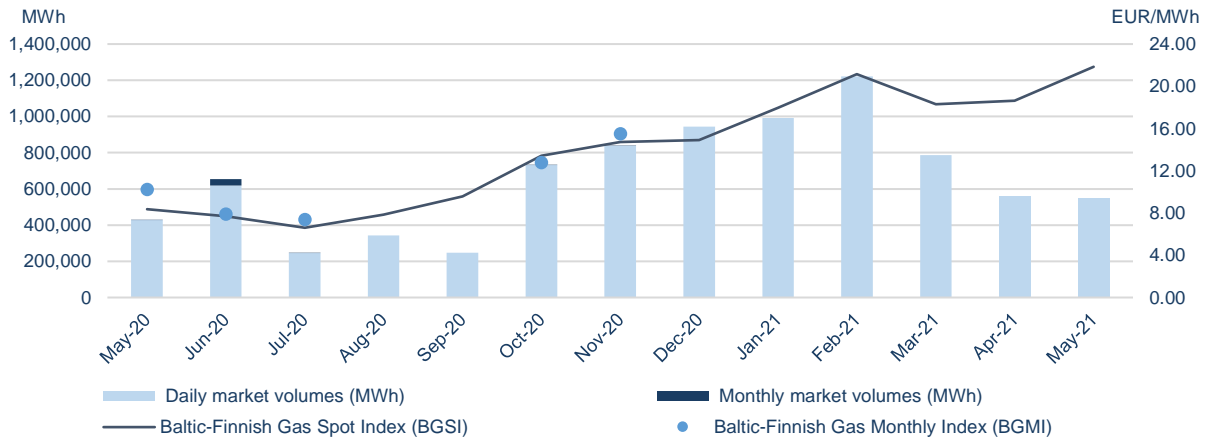
Daily market							
	Buy volume traded (MWh)	Sell volume traded (MWh)	Number of buy trades	Number of sell trades	Lowest price (EUR/MWh)	Highest price (EUR/MWh)	Weighted average price (EUR/MWh)
GET Baltic	547,594	547,594	1,772	1,772	18.94	29.56	21.85
Lithuania	155,679	285,700	609	767	20.00	22.20	21.09
Latvia-Estonia	238,980	137,611	463	345	18.94	23.30	22.30
Finland	152,935	124,283	700	660	19.00	29.56	22.39

Traded volumes and natural gas prices ¹

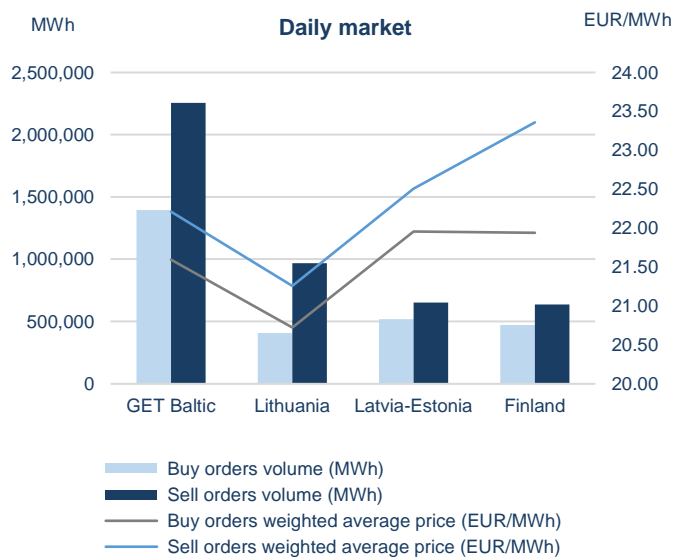


¹ VAT excluded.

Monthly volumes and natural gas prices¹



Volumes of submitted orders² and natural gas prices¹



May - 2021		
Total volumes of submitted orders (MWh)		
Daily market		
	Buy	Sell
GET Baltic	1,395,104	2,255,686
Lithuania	406,164	966,986
Latvia-Estonia	516,634	651,955
Finland	472,306	636,745
Monthly market		
	Buy	Sell
GET Baltic	9,300	33,790
Lithuania	9,300	33,790
Latvia-Estonia	0	0
Finland	0	0

Exchange participants

96

Registered exchange participants

43

Active exchange participants

43

Exchange participants concluded transactions

¹ VAT excluded;

² the volumes of submitted orders have been calculated excluding the volumes displayed from other market areas.