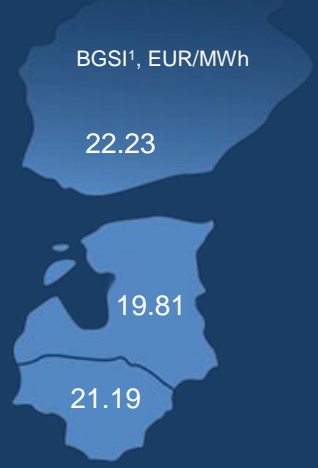


The trading results of the exchange hit all-time highs as monthly trading volumes exceeded 1.2 TWh

In February 2021, particularly active trading was recorded on the exchange due to the low air temperature and increased natural gas demand. During February 2,431 transactions were concluded on the exchange. Traded volume amounted to 1.2 TWh of natural gas - the highest monthly traded volume since the establishment of the gas exchange. Comparing to the previous month (January 2021 - 991 GWh) traded volume grew by 23% and comparing year on year (2020 February - 1,1 TWh) increased by 11%. All transactions executed for delivery in February were fulfilled in short-term products. 55% of all traded volume was purchased in Lithuanian market area, 22% - in Latvian-Estonian common market area and 23% - in Finland. In total 47 participants actively submitted orders, all of them successfully concluded transactions.

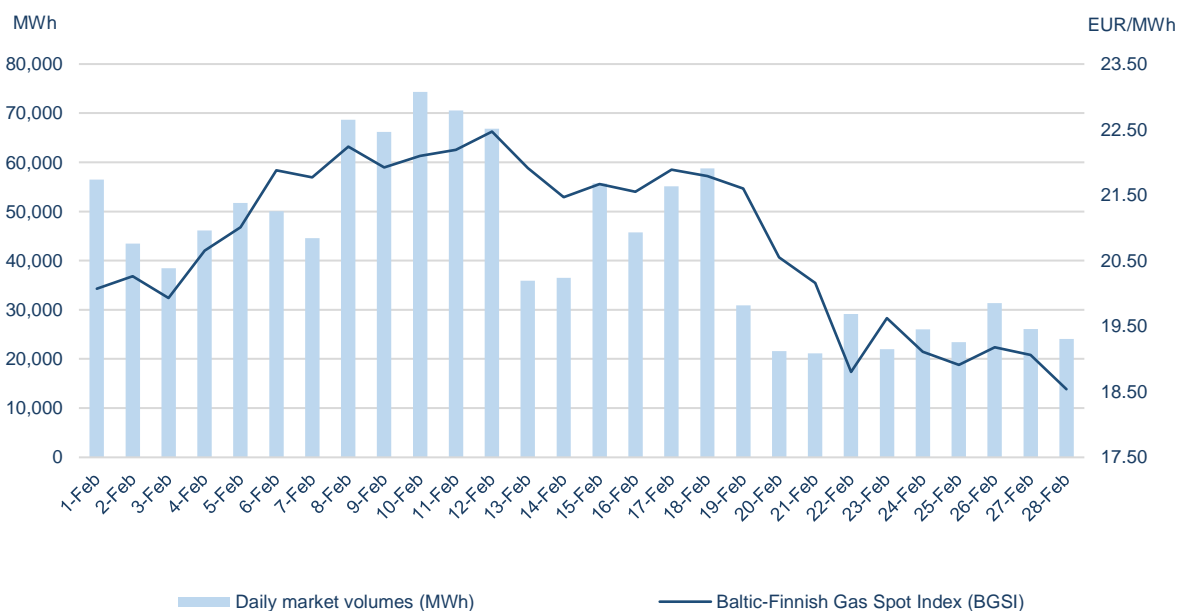
During February, the prices of individual transactions fluctuated between 15.00 EUR/MWh and 29.60 EUR/MWh. Baltic-Finnish Gas Spot Index (BGSi) which captures the changes of gas prices on a daily market, value in February reached 21.15 EUR/MWh. This is 18% more comparing to January 2021 (17.98 EUR/MWh). Participants concluded transactions in Lithuanian market area paid the weighted average price of 21.19 EUR/MWh (↑16%), in Latvian-Estonian common market area – 19.81 EUR/MWh (↑18%), in Finnish market area – 22.23 EUR/MWh (↑22%).



Statistics of trading on the natural gas exchange

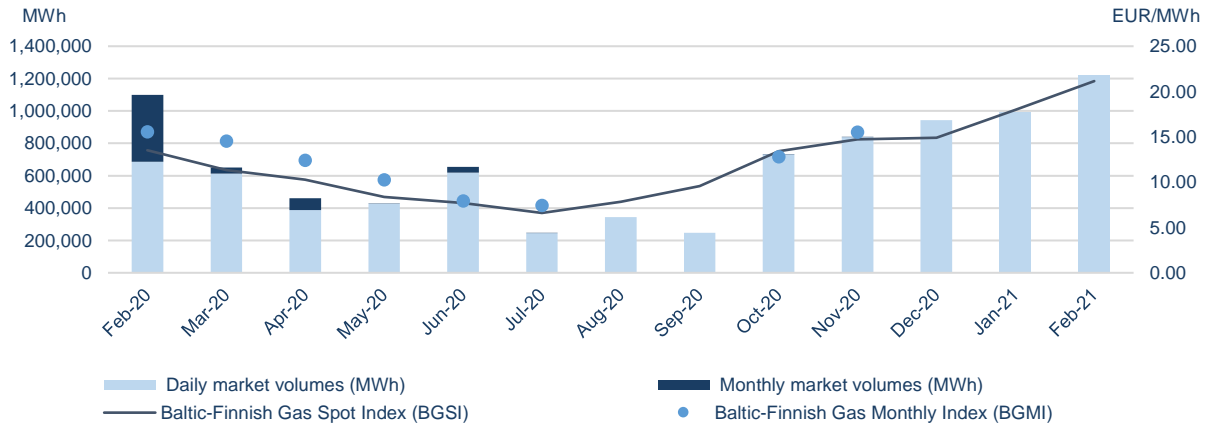
Daily market							
	Buy volume traded (MWh)	Sell volume traded (MWh)	Number of buy trades	Number of sell trades	Lowest price (EUR/MWh)	Highest price (EUR/MWh)	Weighted average price (EUR/MWh)
GET Baltic	1,220,894	1,220,894	2,431	2,431	15.00	29.60	21.15
Lithuania	669,079	587,013	1,052	893	16.32	23.50	21.19
Latvia-Estonia	271,008	431,107	415	685	15.00	23.80	19.81
Finland	280,807	202,774	964	853	15.00	29.60	22.23

Traded volumes and natural gas prices ¹

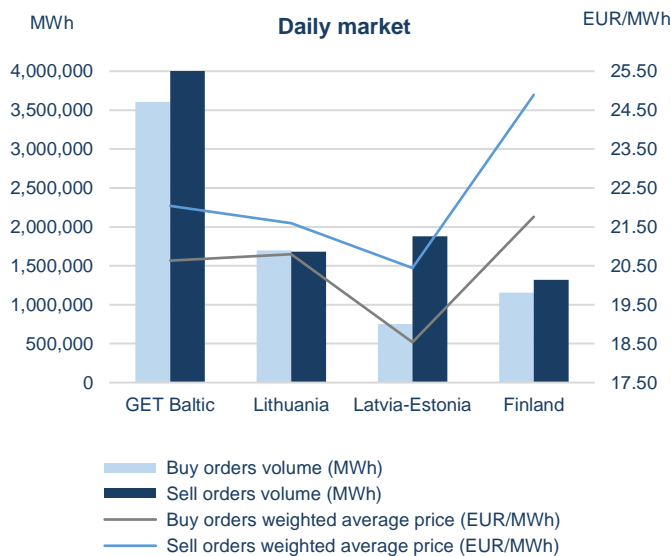


¹ VAT excluded.

Monthly volumes and natural gas prices¹



Volumes of submitted orders² and natural gas prices¹



February - 2021		
Total volumes of submitted orders (MWh)		
Daily market		
	Buy	Sell
GET Baltic	3,606,413	4,881,239
Lithuania	1,697,700	1,682,427
Latvia-Estonia	751,784	1,880,605
Finland	1,156,929	1,318,207
Monthly market		
	Buy	Sell
GET Baltic	2,800	42,000
Lithuania	2,800	42,000
Latvia-Estonia	0	0
Finland	0	0

Exchange participants

99

Registered exchange participants

47

Active exchange participants

47

Exchange participants concluded transactions

¹ VAT excluded;

² the volumes of submitted orders have been calculated excluding the volumes displayed from other market areas.