


GET Baltic captures record gas volume traded

Since the beginning of the year, GET Baltic has captured a record volume of traded gas, which reached 6.5 TWh, 42% more than in the same period last year (4.6 TWh), including 5.8 TWh of natural gas traded on the daily market and 700 GWh on the monthly market. Cross-border (ICA) volumes also increased in this period, reaching as much as 1.8 TWh (↑13%).

Meanwhile, in September, a total of 633 GWh of natural gas was traded, of which 618 GWh were traded on the daily market and 15 GWh on monthly market. There were 55 active participants that placed buy and sell orders. The majority of gas in September was purchased in the Lithuanian market area 261 GWh (41% of the total), on the common Latvian-Estonian market area 200 GWh (32%), and in Finland 172 GWh (27%)..

In September, the Baltic-Finnish Natural Gas Price Index (BGSI), which captures the changes in natural gas prices on the daily market, decreased by 1% month-on-month to 42.07 EUR/MWh. Meanwhile, the Baltic-Finnish Gas Monthly Index (BGMI), which captures the changes in natural gas prices on the monthly market, stood at 40.00 EUR/MWh in September.

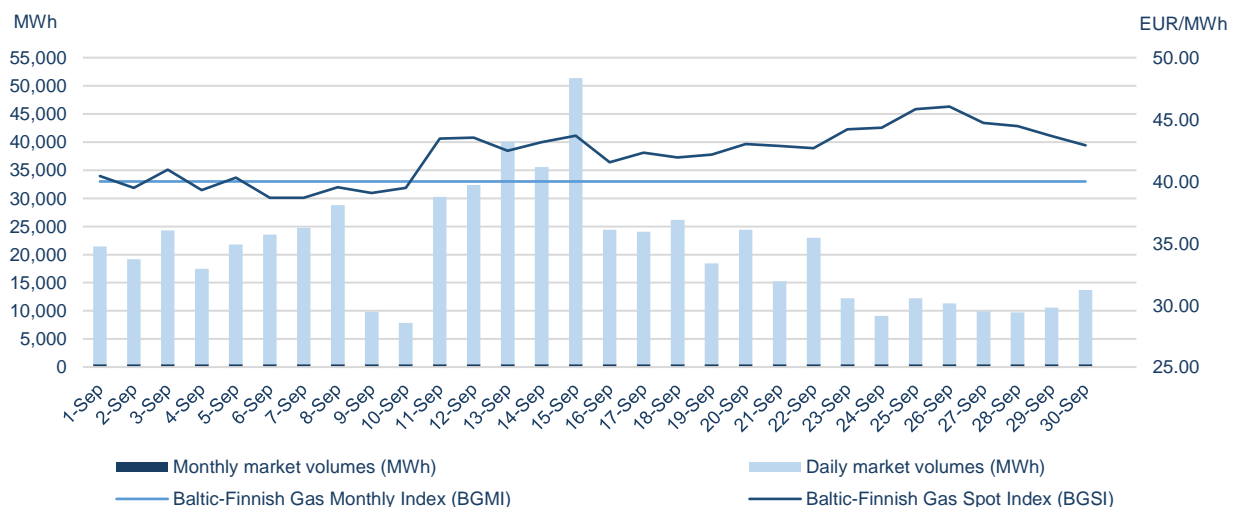


Statistics of trading on the natural gas exchange

Daily market							
	Buy volume traded (MWh)	Sell volume traded (MWh)	Number of buy trades	Number of sell trades	Lowest price (EUR/MWh)	Highest price (EUR/MWh)	Weighted average price (EUR/MWh)
GET Baltic	618,209	618,209	2,532	2,532	34.38	53.00	42.07
Lithuania	261,481	364,992	1,090	1,312	35.00	50.00	41.31
Latvia-Estonia	199,853	137,779	470	460	34.38	53.00	42.28
Finland	156,875	115,438	972	760	34.38	53.00	42.85

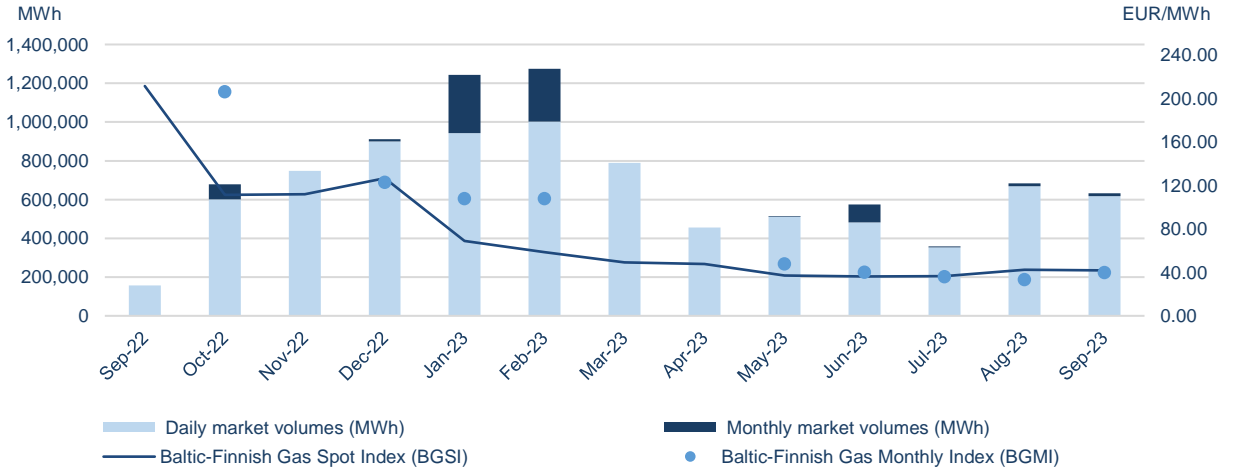
Monthly market					
	Traded volume (MWh)	Number of trades	Lowest price (EUR/MWh)	Highest price (EUR/MWh)	Weighted average price (EUR/MWh)
GET Baltic	15,000	1	40.00	40.00	40.00
Lithuania	-	-	-	-	-
Latvia-Estonia	-	-	-	-	-
Finland	15,000	1	40.00	40.00	40.00

Traded volumes and natural gas prices

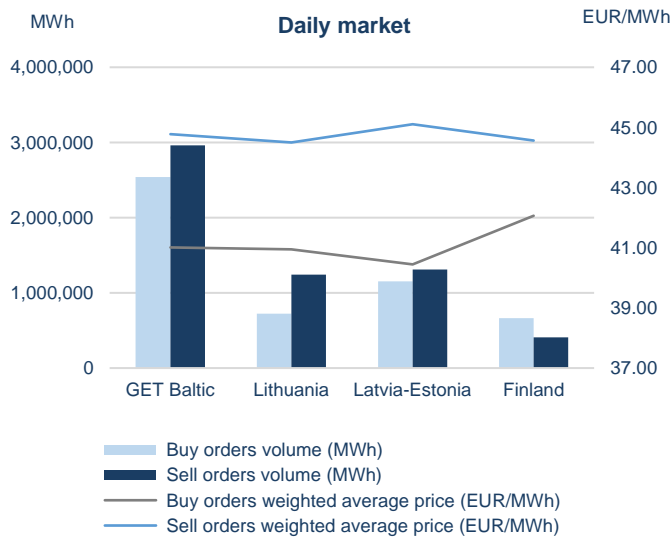


¹ VAT excluded.

Monthly volumes and natural gas prices¹



Volumes of submitted orders² and natural gas prices¹



Sep – 2023		
Total volumes of submitted orders (MWh)		
Daily market		
	Buy	Sell
GET Baltic	2,539,088	2,961,166
Lithuania	722,456	1,242,755
Latvia-Estonia	1,154,777	1,311,460
Finland	661,855	406,951
Monthly market		
	Buy	Sell
GET Baltic	216,210	61,800
Lithuania	55,770	46,800
Latvia-Estonia	64,440	0
Finland	96,000	15,000

Exchange participants



¹ VAT excluded;

² the volumes of submitted orders have been calculated excluding the volumes displayed from other market areas.