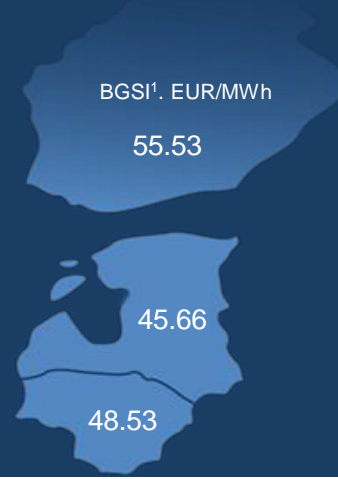


**The number of transactions on the GET Baltic gas exchange increased by 41%**

In October 2,869 transactions were concluded on the GET Baltic gas exchange, which is operating in the Baltic States and Finland, which is 41% more than at the same time last year (October 2022: 2,029 transactions). Gas volumes traded maintained a stable trend and surpassed the 600 gigawatt-hour (GWh) mark for the third month in a row. In October, trading volumes reached 624 GWh of natural gas (678 GWh in October 2022). The largest purchases were made in the Lithuanian market area with 273 GWh (44% of the total), in the common Latvian-Estonian market area with 111 GWh (18%), and in Finland with 241 GWh (38%). As many as 61 participants actively placed buy and sell orders.

Individual transaction prices in October ranged from 30.00 EUR/MWh to 80.00 EUR/MWh. In October the Baltic-Finnish Natural Gas Price Index (BGS<sup>1</sup>), which captures the changes in natural gas prices on the daily market, increased by 21% month-on-month to 51.06 EUR/MWh. The main price increases were in Finland, where the price was 55.53 EUR/MWh (↑30%), in the Lithuanian market area BGS<sup>1</sup> was 48.21 EUR/MWh (↑17%), and in the Latvian-Estonian common market area it was 45.58 EUR/MWh (↑8%). Meanwhile, the Baltic-Finnish Gas Monthly Index (BGMI), which captures the changes in natural gas prices on the monthly market, was at EUR 42.23/MWh in October.

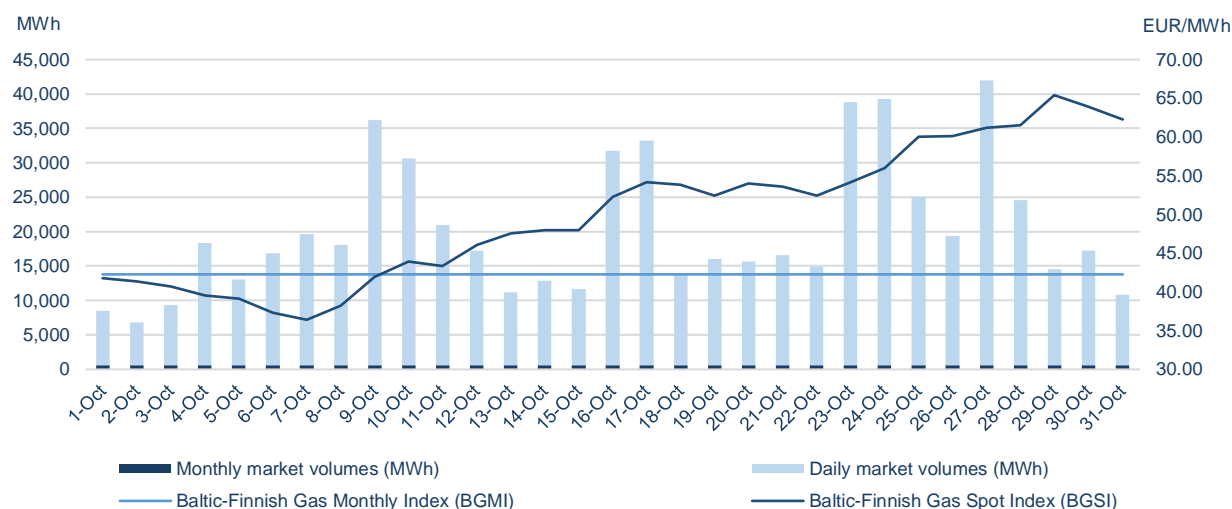


**Statistics of trading on the natural gas exchange**

Daily market							
	Buy volume traded (MWh)	Sell volume traded (MWh)	Number of buy trades	Number of sell Trades	Lowest price (EUR/MWh)	Highest price (EUR/MWh)	Weighted average price (EUR/MWh)
GET Baltic	606,601	606,601	2,863	2,863	30.00	80.00	51.06
Lithuania	258,695	231,331	1,283	1,152	34.00	59.00	48.53
Latvia-Estonia	107,125	147,252	294	472	35.00	55.98	45.66
Finland	240,781	228,018	1,286	1,239	30.00	80.00	55.53

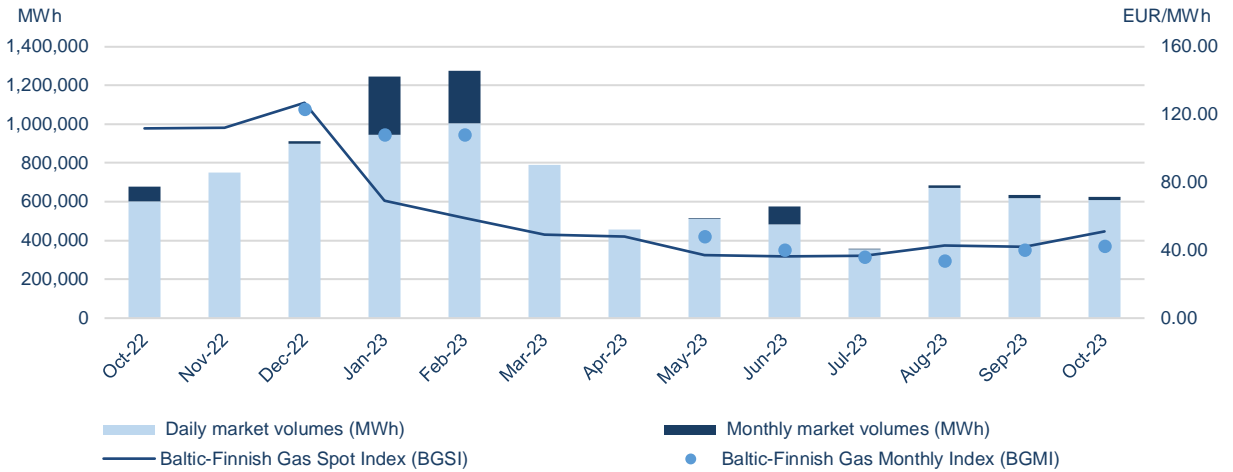
Monthly market					
	Traded volume (MWh)	Number of trades	Lowest price (EUR/MWh)	Highest price (EUR/MWh)	Weighted average price (EUR/MWh)
GET Baltic	17,856	6	40.00	48.75	42.23
Lithuania	14,136	5	40.00	48.75	42.28
Latvia-Estonia	3,720	1	42.00	42.00	42.00
Finland	-	-	-	-	-

**Traded volumes and natural gas prices**

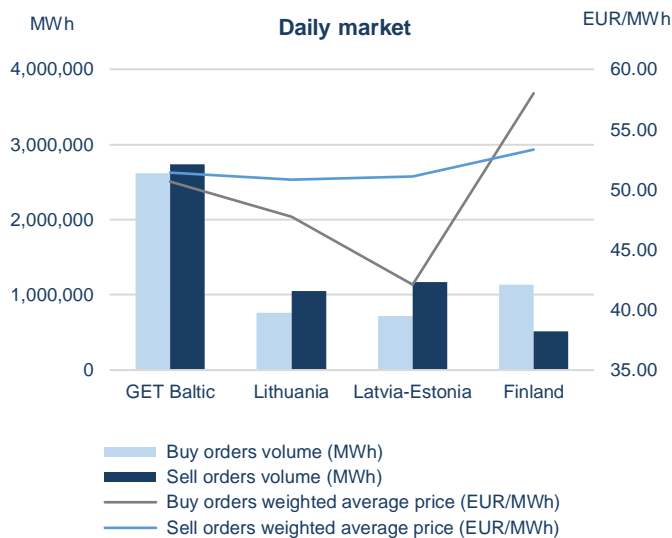


<sup>1</sup> VAT excluded.

## Monthly volumes and natural gas prices<sup>1</sup>



## Volumes of submitted orders<sup>2</sup> and natural gas prices<sup>1</sup>



Oct – 2023		
Total volumes of submitted orders (MWh)		
Daily market		
	Buy	Sell
GET Baltic	<b>2,617,755</b>	<b>2,738,515</b>
Lithuania	<b>759,655</b>	<b>1,051,162</b>
Latvia-Estonia	<b>719,367</b>	<b>1,173,972</b>
Finland	<b>1,138,733</b>	<b>513,381</b>
Monthly market		
	Buy	Sell
GET Baltic	<b>67,115</b>	<b>79,856</b>
Lithuania	<b>46,655</b>	<b>60,636</b>
Latvia-Estonia	<b>20,460</b>	<b>19,220</b>
Finland	<b>67,115</b>	<b>79,856</b>

## Exchange participants

115

Registered exchange participants

61

Active exchange participants

60

Exchange participants concluded transactions

<sup>1</sup> VAT excluded;

<sup>2</sup> the volumes of submitted orders have been calculated excluding the volumes displayed from other market areas.