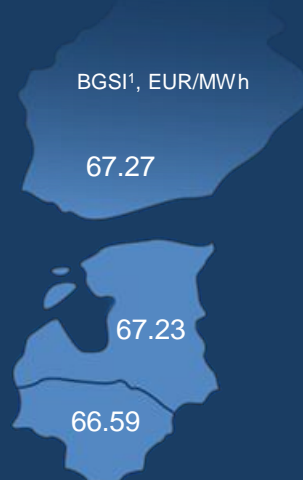


**In October the traded volume of this year exceeded 6 TWh of natural gas**

The volume traded on the exchange during the ten past months amounted to 6.4 TWh. Compared year on year, it increased by 17% (Jan-Oct 2020 - 5.4 TWh). In October, the volume traded on the gas exchange reached 416 GWh, almost 40% less compared to the previous month (September 2021 - 690 GWh). Also, in October the cross-border transactions accounted for 22% of the total monthly turnover of the gas exchange (90.2 GWh), which is 37% more than last month (September 2021 - 65.7 GWh). In October, 46 participants actively submitted orders on the exchange, 45 of them successfully concluded transactions.

The value of the Baltic and Finnish natural gas price index BGSi, which captures changes of gas prices on a daily market, is rising for seven months in a row. Compared to September, the price increased by 40%: from 47.80 EUR/MWh to 66.85 EUR/MWh. Participants which concluded transactions in Lithuanian market area paid the weighted average price of 66.59 EUR/MWh (↑ 40%), in Latvian-Estonian common market area - 67.23 EUR/MWh (↑ 37%), and in Finland - 67.27 EUR/MWh (↑ 40%). The value of the Baltic-Finnish Gas Monthly Index (BGMI), which captures changes of gas prices on a monthly market, was 64.93 EUR/MWh.

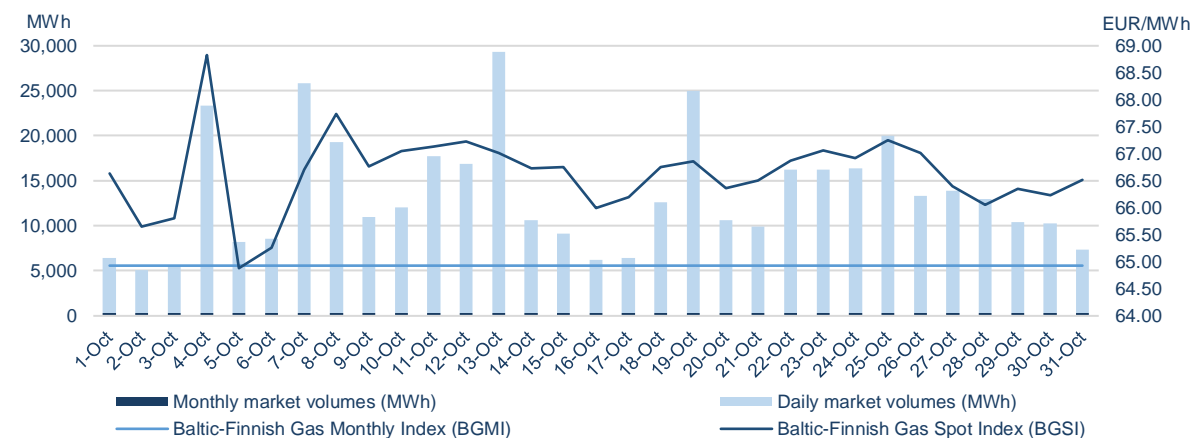


**Statistics of trading on the natural gas exchange**

Daily market							
	Buy volume traded (MWh)	Sell volume traded (MWh)	Number of buy trades	Number of sell trades	Lowest price (EUR/MWh)	Highest price (EUR/MWh)	Weighted average price (EUR/MWh)
GET Baltic	407,016	407,016	1,464	1,464	46.80	72.00	66.85
Lithuania	243,466	254,391	896	946	46.80	72.00	66.59
Latvia-Estonia	122,098	41,681	299	144	63.00	69.40	67.23
Finland	41,452	110,944	269	374	62.04	68.83	67.27

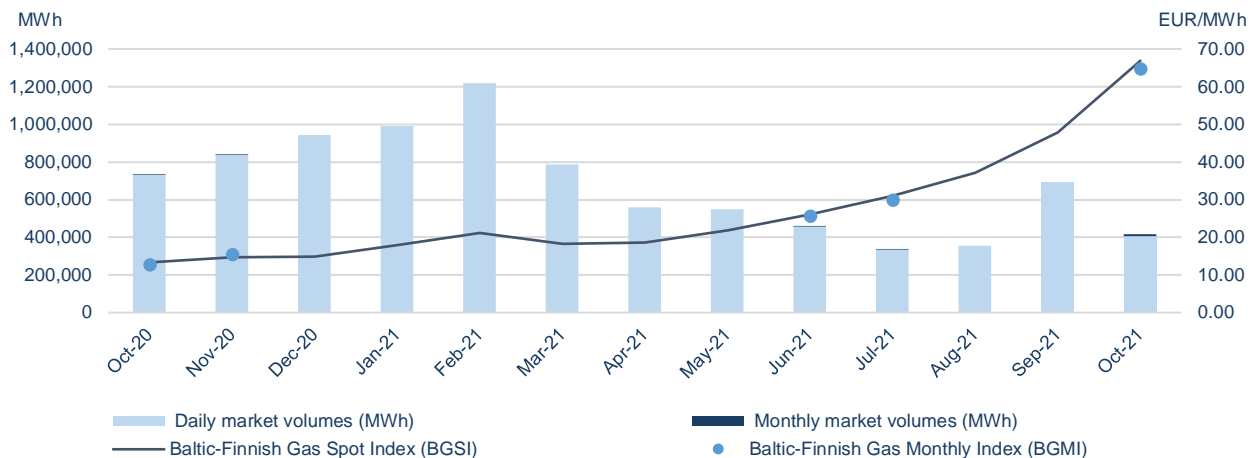
Monthly market					
	Traded volume (MWh)	Number of trades	Lowest price (EUR/MWh)	Highest price (EUR/MWh)	Weighted average price (EUR/MWh)
GET Baltic	9,300	3	64.00	65.80	64.93
Lithuania	9,300	3	64.00	65.80	64.93
Latvia-Estonia	-	-	-	-	-
Finland	-	-	-	-	-

**Traded volumes and natural gas prices <sup>1</sup>**

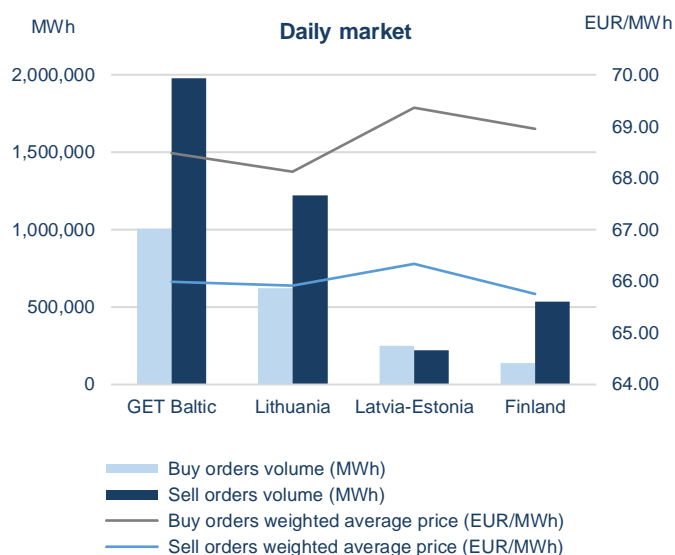


<sup>1</sup> VAT excluded.

## Monthly volumes and natural gas prices<sup>1</sup>



## Volumes of submitted orders<sup>2</sup> and natural gas prices<sup>1</sup>



Oct - 2021		
Total volumes of submitted orders (MWh)		
Daily market		
	Buy	Sell
GET Baltic	<b>1,006,613</b>	<b>1,977,598</b>
Lithuania	<b>622,611</b>	<b>1,220,632</b>
Latvia-Estonia	<b>248,154</b>	<b>220,933</b>
Finland	<b>135,848</b>	<b>536,033</b>
Monthly market		
	Buy	Sell
GET Baltic	<b>27,900</b>	<b>18,600</b>
Lithuania	<b>27,900</b>	<b>18,600</b>
Latvia-Estonia	<b>0</b>	<b>0</b>
Finland	<b>0</b>	<b>0</b>

## Exchange participants

95

Registered exchange participants

46

Active exchange participants

45

Exchange participants concluded transactions

<sup>1</sup> VAT excluded;

<sup>2</sup> the volumes of submitted orders have been calculated excluding the volumes displayed from other market areas.