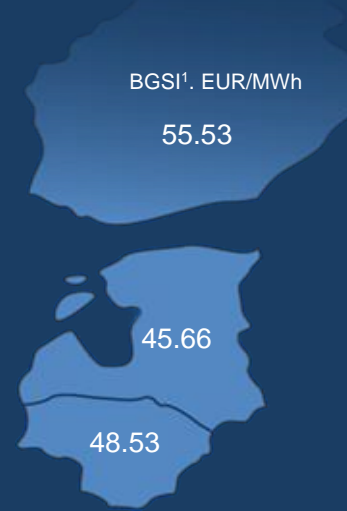


Prices on the GET Baltic exchange remain stable in November

In November the Baltic-Finnish Natural Gas Price Index (BGSI), which captures the changes in natural gas prices on the daily market, decreased by 4% month-on-month to 49.35 EUR/MWh. Individual transaction prices in November ranged from 10.00 EUR/MWh to 70.00 EUR/MWh. The main price increases were in Finland, where the price remained almost unchanged and amounted to 56.15 EUR/MWh (↑1%), in the Lithuanian market area BGSI was 46.92 EUR/MWh (↓3%), and in the Latvian-Estonian common market area it was 45.38 EUR/MWh (↓0,4%). A difference of more than 10 EUR/MWh in average prices in Finland compared to the Baltic markets was due to the isolation of the Finnish market due to the Balticconnector pipeline restrictions.

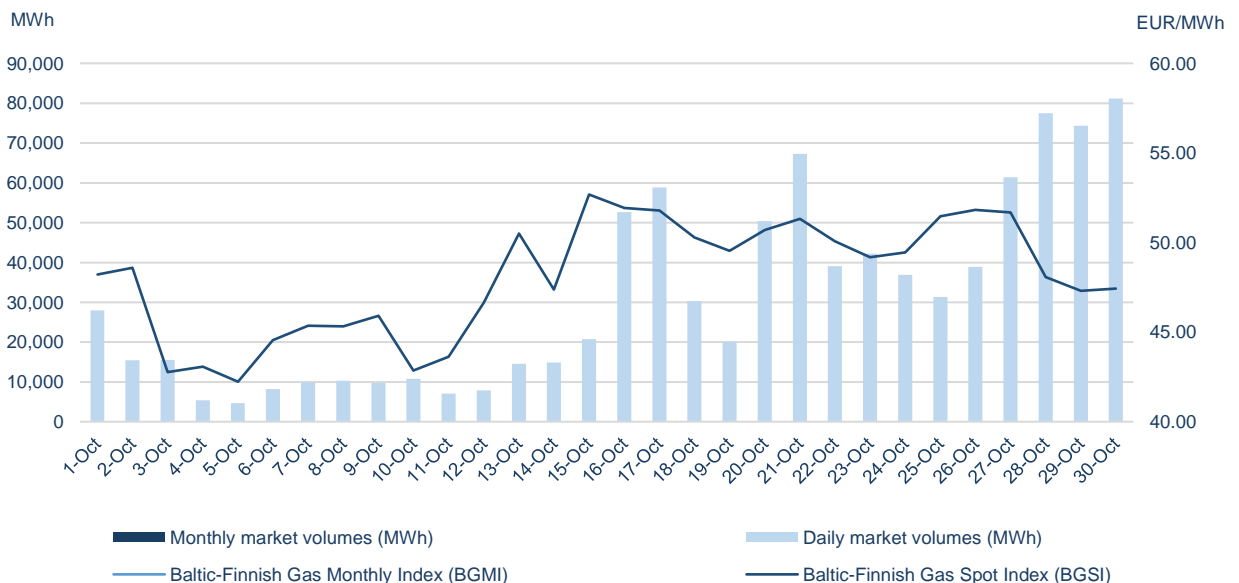
In November 2,272 transactions were concluded on the GET Baltic gas exchange, which is 5% less compared to the last month (October: 2,869 transactions). Despite the decrease in the number of transactions gas volume traded has increased by 51% and amounted to 946 GWh. In November, 128 GWh were traded in cross-border (ICA) transactions, an increase of 66% compared to the previous month. The largest purchases were made in the Lithuanian market area with 608 GWh (64% of the total), in the common Latvian-Estonian market area with 66 GWh (7%), and in Finland with 271 GWh (29%).



Statistics of trading on the natural gas exchange

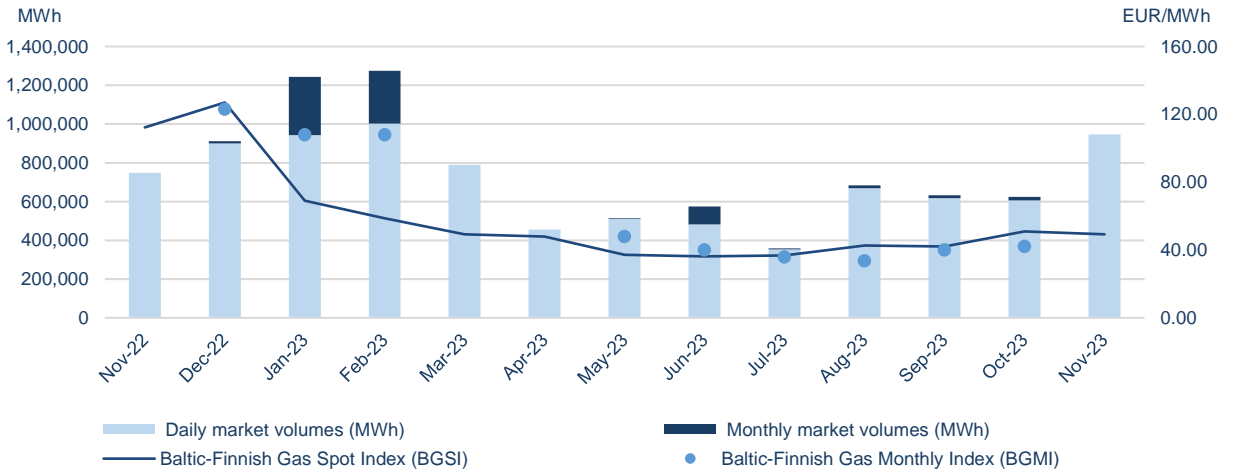
Daily market							
	Buy volume traded (MWh)	Sell volume traded (MWh)	Number of buy trades	Number of sell Trades	Lowest price (EUR/MWh)	Highest price (EUR/MWh)	Weighted average price (EUR/MWh)
GET Baltic	945,743	945,743	2,727	2,727	10.00	73.00	49.35
Lithuania	608,418	505,441	1,526	1,215	38.04	55.00	46.92
Latvia-Estonia	66,697	169,674	168	479	39.00	50.74	45.38
Finland	270,628	270,628	1,033	1,033	10.00	73.00	56.15

Traded volumes and natural gas prices

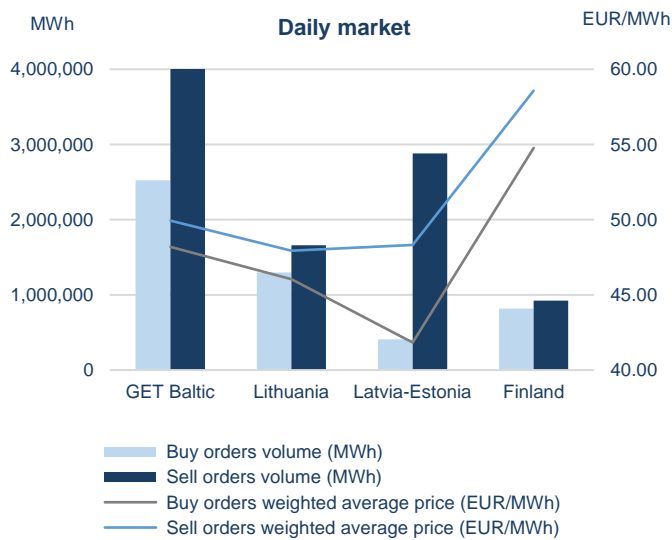


<sup>1</sup> VAT excluded.

## Monthly volumes and natural gas prices<sup>1</sup>



## Volumes of submitted orders<sup>2</sup> and natural gas prices<sup>1</sup>



Oct – 2023		
Total volumes of submitted orders (MWh)		
Daily market		
	Buy	Sell
GET Baltic	<b>2,523,780</b>	<b>5,462,447</b>
Lithuania	<b>1,298,844</b>	<b>1,657,782</b>
Latvia-Estonia	<b>407,133</b>	<b>2,881,424</b>
Finland	<b>817,803</b>	<b>923,241</b>
Monthly market		
	Buy	Sell
GET Baltic	<b>25,200</b>	<b>18,390</b>
Lithuania	<b>25,200</b>	<b>18,390</b>
Latvia-Estonia	<b>0</b>	<b>0</b>
Finland	<b>0</b>	<b>0</b>

## Exchange participants



<sup>1</sup> VAT excluded;

<sup>2</sup> the volumes of submitted orders have been calculated excluding the volumes displayed from other market areas.