

## In May, trading volumes on the GET Baltic exchange remain high

Last month, a record-breaking 888 GWh of natural gas was traded on the GET Baltic exchange for May delivery (1.1 TWh in April). This volume was traded through 2,642 transactions. Cross-border (ICA) transactions accounted for 16% (139 GWh) of the total traded volume. In May, more than two-thirds of the total volume traded on the exchange—636 GWh (72%)—was purchased in the Lithuanian market area. The Latvia-Estonia common market area accounted for 153 GWh (17%), while 99 GWh (11%) were purchased in Finland. A total of 53 exchange participants actively submitted orders during the month.

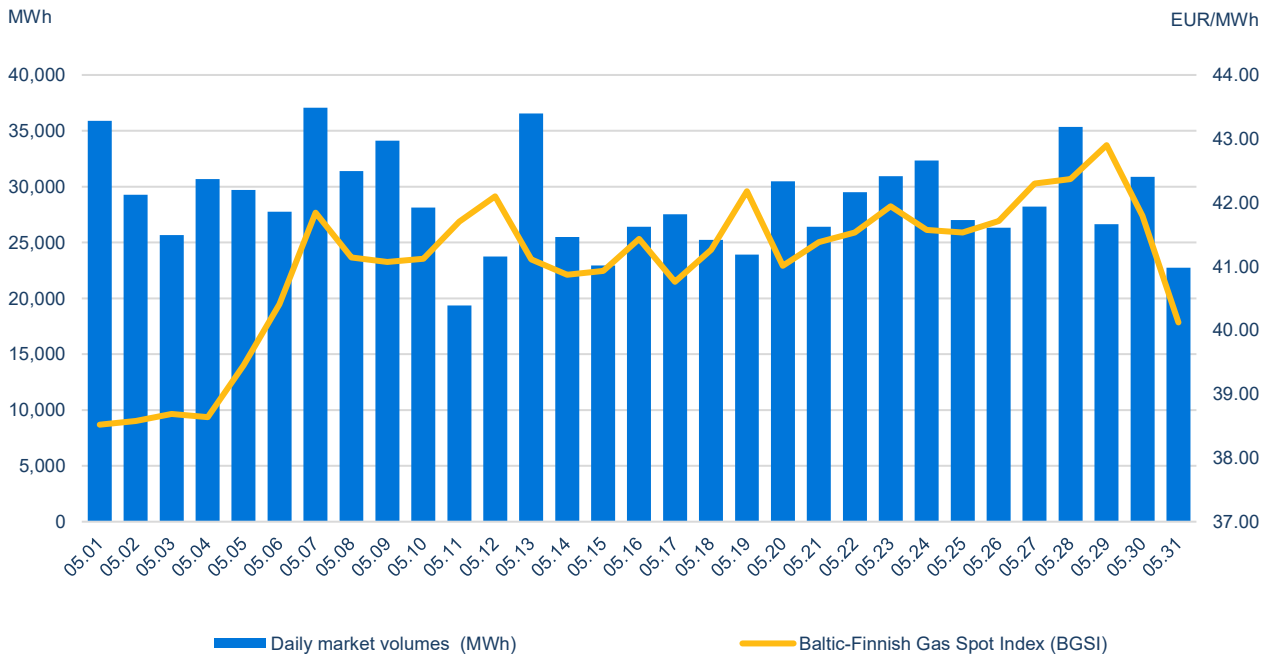
In May, the Baltic-Finnish Gas Spot Index (BGSi), which captures changes in natural gas prices on the daily market, reached 41.01 EUR/MWh—an increase of 4% compared to April, when it was 39.40 EUR/MWh. In May, the BGSi value increased by 4% in both the Lithuanian and Latvian-Estonian common market areas, reaching 41.31 EUR/MWh and 40.19 EUR/MWh, respectively, while in the Finnish market area it rose by 3% to 40.49 EUR/MWh. Individual transaction prices on the exchange ranged from 36.40 EUR/MWh to 46.00 EUR/MWh.



### Statistics of trading on the natural gas exchange

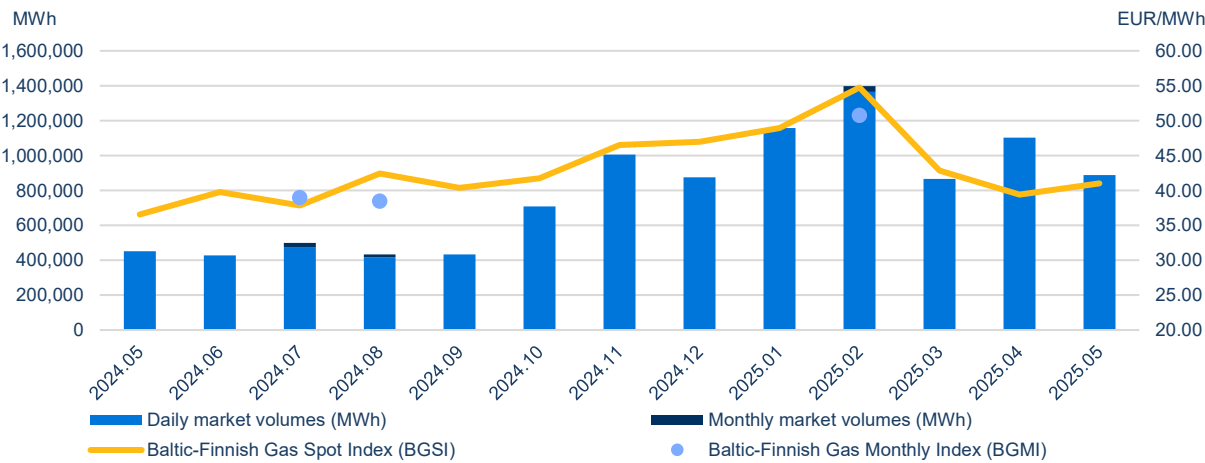
Daily market							
	Buy volume traded (MWh)	Sell volume traded (MWh)	Number of buy trades	Number of sell Trades	Lowest price (EUR/MWh)	Highest price (EUR/MWh)	Weighted average price (EUR/MWh)
GET Baltic	887,720	887,720	2,642	2,642	36.40	46.00	41.01
Lithuania	636,090	621,983	1,531	1,484	36.70	45.18	41.31
Latvia-Estonia	153,136	162,083	481	567	36.50	45.00	40.19
Finland	98,494	103,654	630	591	36.40	46.00	40.49

### Traded volumes and natural gas prices <sup>1</sup>

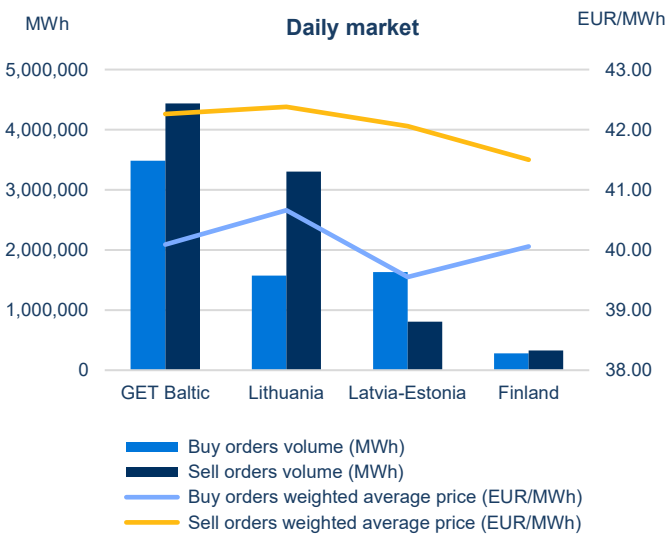


<sup>1</sup> VAT excluded.

Monthly volumes and natural gas prices<sup>1</sup>



Volumes of submitted orders<sup>2</sup> and natural gas prices<sup>1</sup>



May – 2025		
Total volumes of submitted orders (MWh)		
Daily market		
	Buy	Sell
GET Baltic	3,483,406	4,437,896
Lithuania	1,575,058	3,305,752
Latvia-Estonia	1,629,847	805,934
Finland	278,501	326,210
Monthly market		
	Buy	Sell
GET Baltic	57,660	22,320
Lithuania	-	-
Latvia-Estonia	57,660	22,320
Finland	-	-

Exchange participants



<sup>1</sup> VAT excluded;  
<sup>2</sup> the volumes of submitted orders have been calculated excluding the volumes displayed from other market areas.