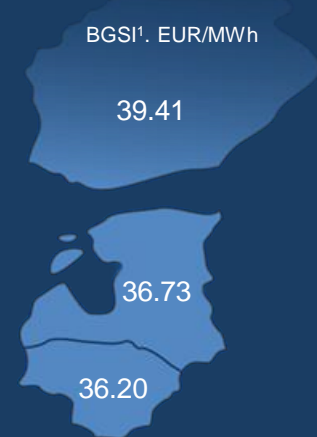


### Natural gas prices in GET Baltic on the way to normal range

The Baltic-Finnish natural gas price index BGS1 fell below the 30 EUR/MWh threshold at the end of May, with the monthly BGS1 reaching 37.20 EUR/MWh. This is the first time that gas prices have been this low since the start of the energy crisis. Compared to the same period last year, the average price has fallen by 63%. Individual transaction prices in May ranged from 27.00 EUR/MWh to 58.00 EUR/MWh. This price decrease in the Baltic-Finnish region is due to the significant price decrease of gas across Europe due to the rapid filling of storage facilities. According to Gas Infrastructure Europe, storage in Europe is now 69% full, almost a fifth above the previous five-year average.

Market participants remain active on the GET Baltic exchange after the end of the winter heating season. In May, more than 2,000 transactions were executed, trading 515 GWh or 24% more than in the same period last year (417 GWh). Almost half of the traded volume was purchased on the common Latvian-Estonian market area (43%), while the remaining 33% and 24% were purchased in Lithuania and Finland respectively. The volume traded on the monthly transaction market in May amounted to 3 GWh. In May 58 market participants placed buy and sell orders (48 in May 2022).

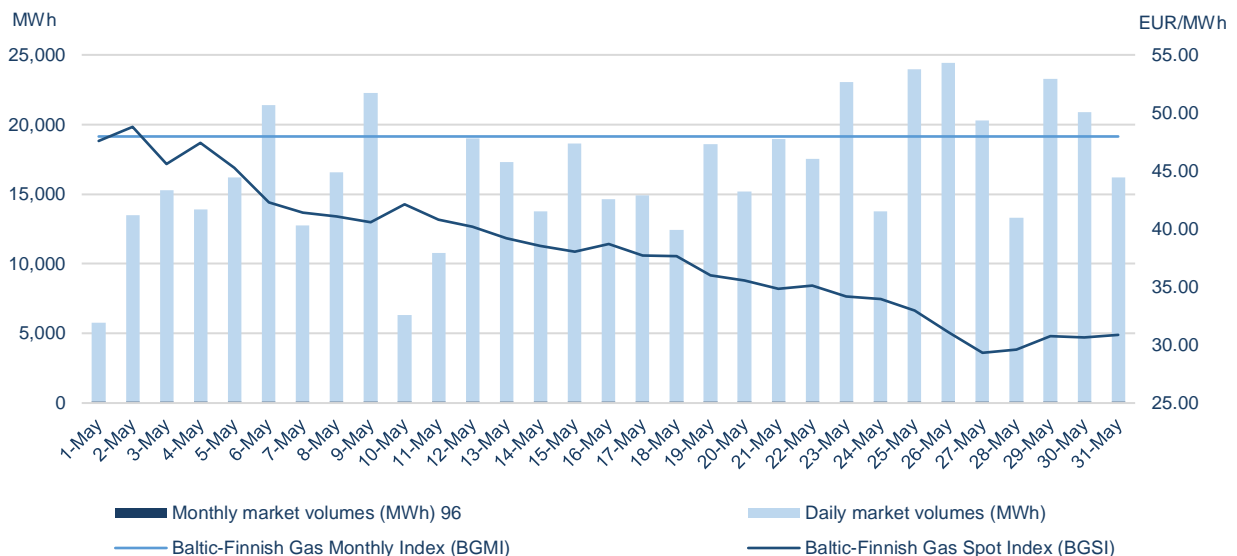


### Statistics of trading on the natural gas exchange

Daily market							
	Buy volume traded (MWh)	Sell volume traded (MWh)	Number of buy trades	Number of sell trades	Lowest price (EUR/MWh)	Highest price (EUR/MWh)	Weighted average price (EUR/MWh)
GET Baltic	512,123	512,123	2,140	2,140	27.00	58.00	37.20
Lithuania	165,839	220,444	993	1,116	27.00	50.00	36.20
Latvia-Estonia	219,915	196,946	501	542	28.10	52.50	36.73
Finland	126,369	94,733	646	482	28.00	58.00	39.41

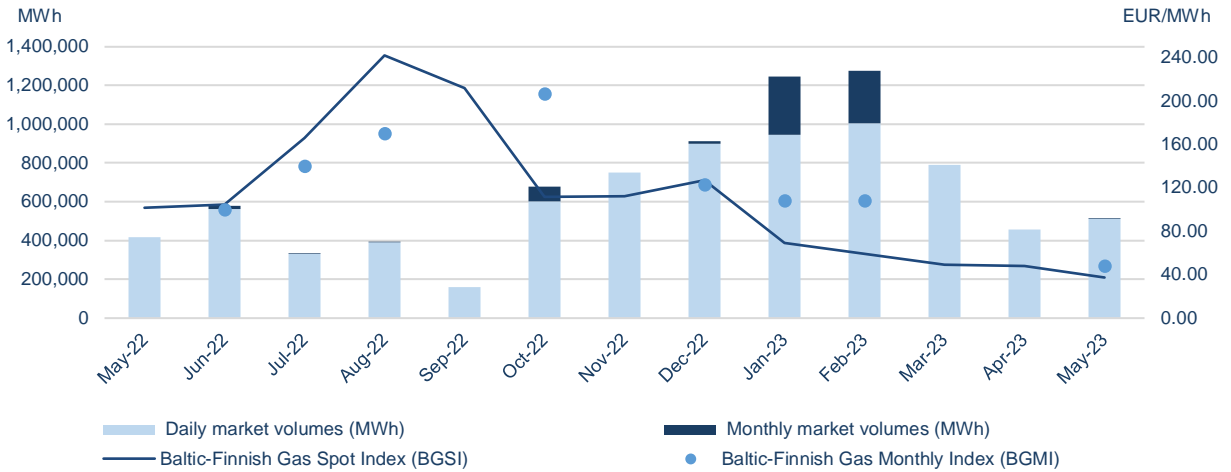
Monthly market					
	Traded volume (MWh)	Number of trades	Lowest price (EUR/MWh)	Highest price (EUR/MWh)	Weighted average price (EUR/MWh)
GET Baltic	2,976	2	46.00	50.00	48.00
Lithuania	2,976	2	46.00	50.00	48.00
Latvia-Estonia	-	-	-	-	-
Finland	-	-	-	-	-

### Traded volumes and natural gas prices

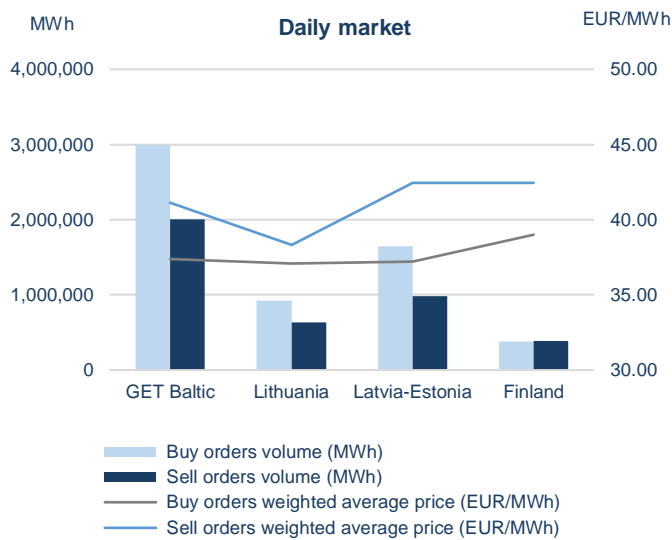


<sup>1</sup> VAT excluded.

## Monthly volumes and natural gas prices<sup>1</sup>



## Volumes of submitted orders<sup>2</sup> and natural gas prices<sup>1</sup>



May – 2023		
Total volumes of submitted orders (MWh)		
Daily market		
	Buy	Sell
GET Baltic	<b>2,944,703</b>	<b>2,003,059</b>
Lithuania	<b>924,762</b>	<b>636,356</b>
Latvia-Estonia	<b>1,644,554</b>	<b>982,538</b>
Finland	<b>375,387</b>	<b>384,165</b>
Monthly market		
	Buy	Sell
GET Baltic	<b>35,278</b>	<b>47,616</b>
Lithuania	<b>4,278</b>	<b>47,616</b>
Latvia-Estonia	<b>31,000</b>	<b>0</b>
Finland	<b>0</b>	<b>0</b>

## Exchange participants



<sup>1</sup> VAT excluded;

<sup>2</sup> the volumes of submitted orders have been calculated excluding the volumes displayed from other market areas.