

The gas price on the GET Baltic exchange was stable in March, decreasing by 2%

The average price of gas on the GET Baltic natural gas exchange operating in the Baltic States and Finland was 30.73 EUR/MWh in March. This is 2% lower than in February (31.39 EUR/MWh) and 38% lower than in March 2023, when the average gas price in the region was 49.24 EUR/MWh. Price stability on the Baltic-Finnish region market was influenced by warm spring weather and stable gas consumption.

In March, trading volumes reached 568 GWh, of which 552 GWh were traded on the daily market and 16 GWh on the monthly market. In March, trading was evenly distributed between market areas, with 34% of the volume being traded in Lithuanian and the common Latvian and Estonian market areas and 32% in Finland. The BGSI in the Lithuanian market area was 29.73 EUR/MWh (↑3%), in the common Latvian-Estonian market area 29.20 EUR/MWh (↑13%) and in Finland 33.44 EUR/MWh (↓26%). Individual transaction prices in March ranged from 20 EUR/MWh to 50 EUR/MWh. Participants continued to trade actively on the exchange in March, with 64 participants submitting orders.

In the first quarter of 2024, 9,281 transactions were concluded on GET Baltic gas exchange, amounting to 2.9 TWh of natural gas traded, nearly the same as the 3 TWh traded in the first quarter of 2023. The volume traded on the monthly market in the first quarter of the year reached 23 GWh.

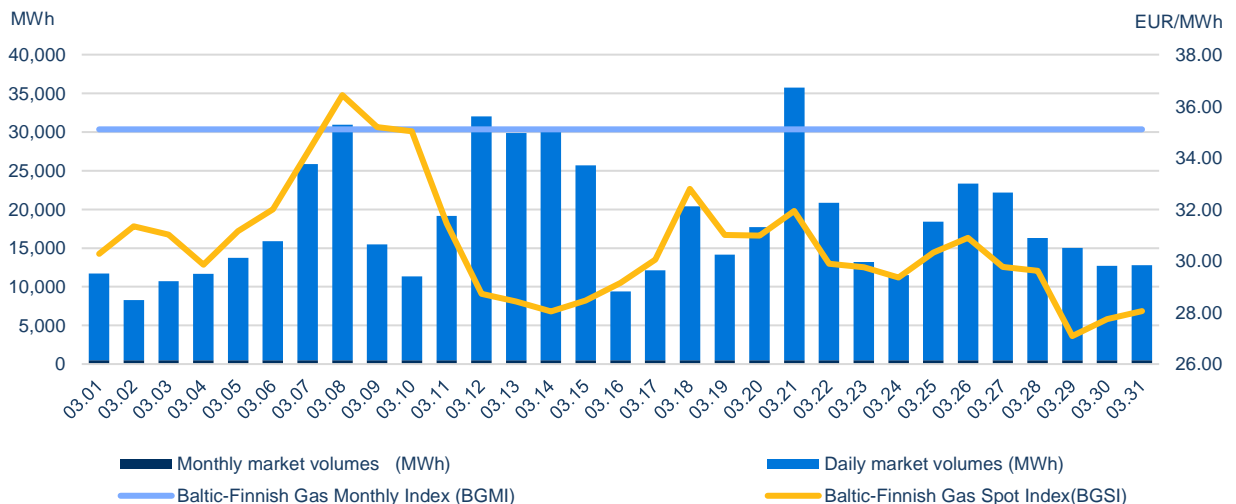


Statistics of trading on the natural gas exchange

| Daily market | | | | | | | |
|----------------|-------------------------|--------------------------|----------------------|-----------------------|------------------------|-------------------------|----------------------------------|
| | Buy volume traded (MWh) | Sell volume traded (MWh) | Number of buy trades | Number of sell trades | Lowest price (EUR/MWh) | Highest price (EUR/MWh) | Weighted average price (EUR/MWh) |
| GET Baltic | 552,768 | 552,768 | 2,219 | 2,219 | 19.98 | 50.00 | 30.73 |
| Lithuania | 177,777 | 165,105 | 1,016 | 977 | 26.01 | 39.00 | 29.73 |
| Latvia-Estonia | 193,009 | 205,681 | 355 | 394 | 26.00 | 34.94 | 29.20 |
| Finland | 181,982 | 181,982 | 848 | 848 | 19.98 | 50.00 | 33.44 |

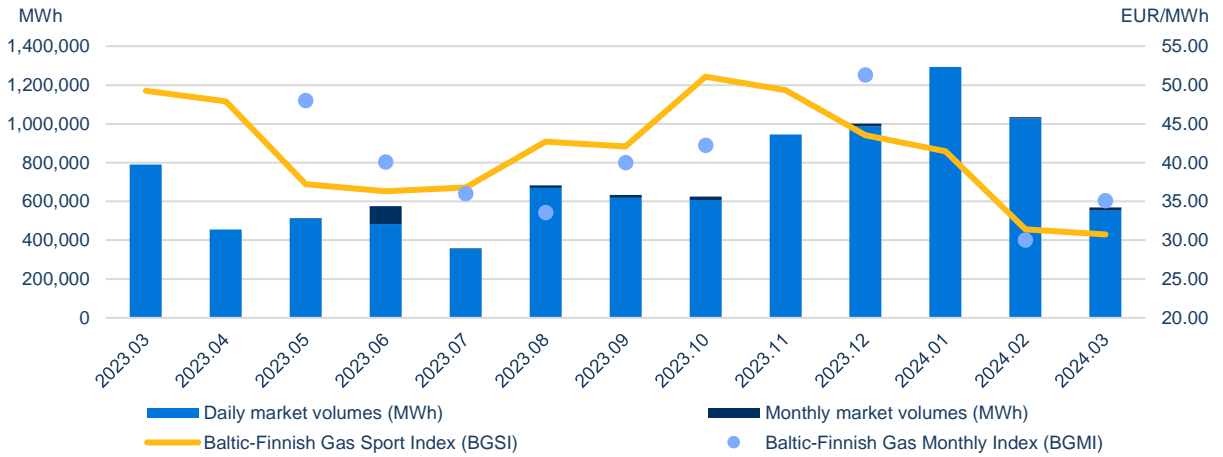
| Monthly market | | | | | |
|----------------|---------------------|------------------|------------------------|-------------------------|----------------------------------|
| | Traded volume (MWh) | Number of trades | Lowest price (EUR/MWh) | Highest price (EUR/MWh) | Weighted average price (EUR/MWh) |
| GET Baltic | 15,500 | 1 | 35.10 | 35.10 | 35.10 |
| Lithuania | 15,500 | 1 | 35.10 | 35.10 | 35.10 |
| Latvia-Estonia | - | - | - | - | - |
| Finland | - | - | - | - | - |

Traded volumes and natural gas prices ¹

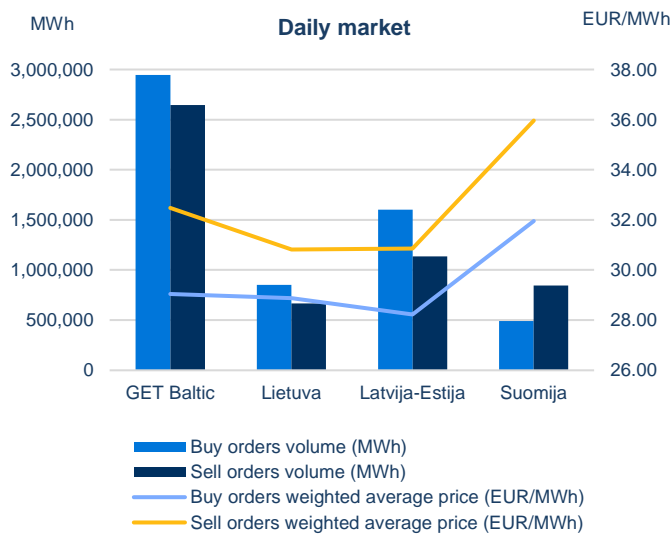


¹ VAT excluded.

Monthly volumes and natural gas prices¹



Volumes of submitted orders² and natural gas prices¹




| March – 2024 | | |
|---|-----------|-----------|
| Total volumes of submitted orders (MWh) | | |
| Daily market | | |
| | Buy | Sell |
| GET Baltic | 2,944,881 | 2,645,565 |
| Lithuania | 852,450 | 664,756 |
| Latvia-Estonia | 1,601,501 | 1,135,799 |
| Finland | 490,930 | 845,010 |
| Monthly market | | |
| | Buy | Sell |
| GET Baltic | 99,510 | 44,175 |
| Lithuania | 62,310 | 44,175 |
| Latvia-Estonia | 0 | 0 |
| Finland | 37,200 | 0 |


Exchange participants



Registered exchange participants



Active exchange participants



Exchange participants concluded transactions

¹ VAT excluded;

² the volumes of submitted orders have been calculated excluding the volumes displayed from other market areas.