

In June, gas price on the GET Baltic exchange increased by 1%

In June, the Baltic-Finnish Gas Spot Index (BGSi), which captures changes in natural gas prices on the daily market, averaged 41.60 EUR/MWh – a 1% increase compared to May (41.01 EUR/MWh). However, BGSi fell by 4% in the Lithuanian trading area to 39.71 EUR/MWh. In contrast, it increased by 1% in the common Latvian-Estonian trading area to 40.58 EUR/MWh and surged by 10% in Finland to 44.66 EUR/MWh. Individual transaction prices on the exchange in June ranged from 34.00 EUR/MWh to 55.00 EUR/MWh.

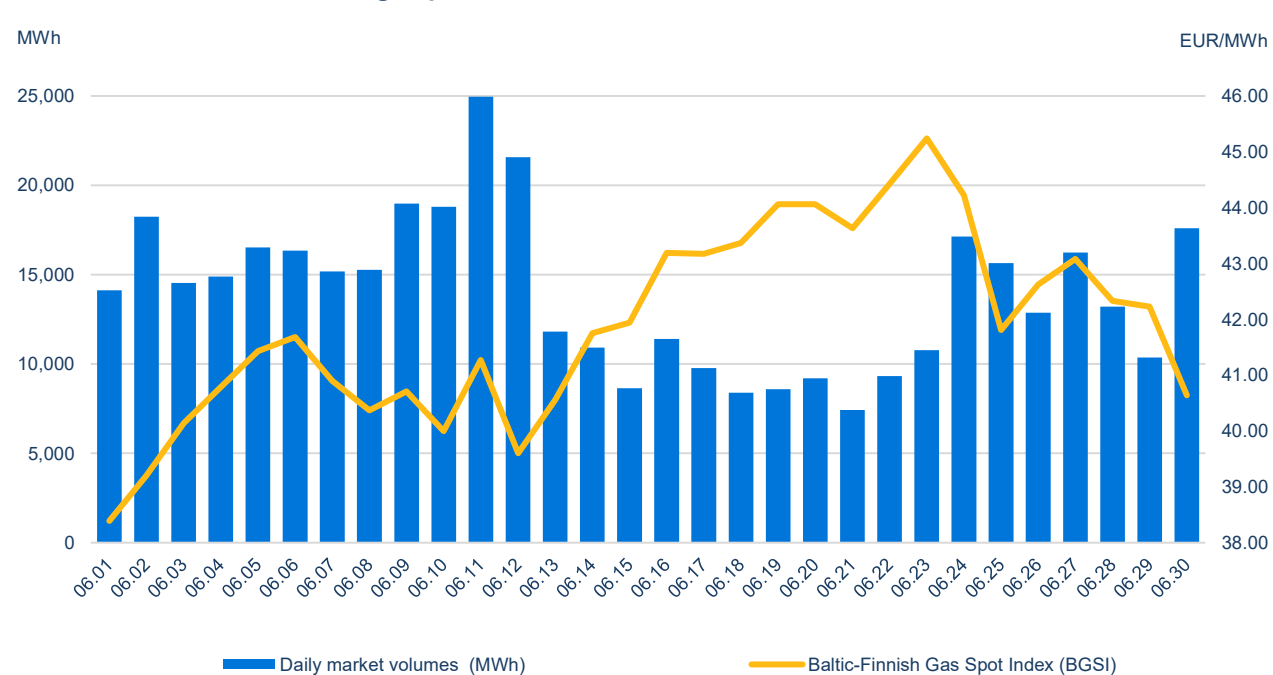
Last month, 419 GWh of natural gas were traded on the GET Baltic exchange (May – 888 GWh), with this volume resulting from 1,970 transactions. Cross-border (ICA) trades accounted for one-fifth (84 GWh) of the total traded volume. In June, trading volumes were distributed approximately evenly across the market areas: 157 GWh (37%) were purchased in the Lithuanian market area, 133 GWh (32%) in the common Latvian-Estonian market area, and 129 GWh (31%) in Finland. A total of 54 market participants actively submitted orders on the exchange.



Statistics of trading on the natural gas exchange

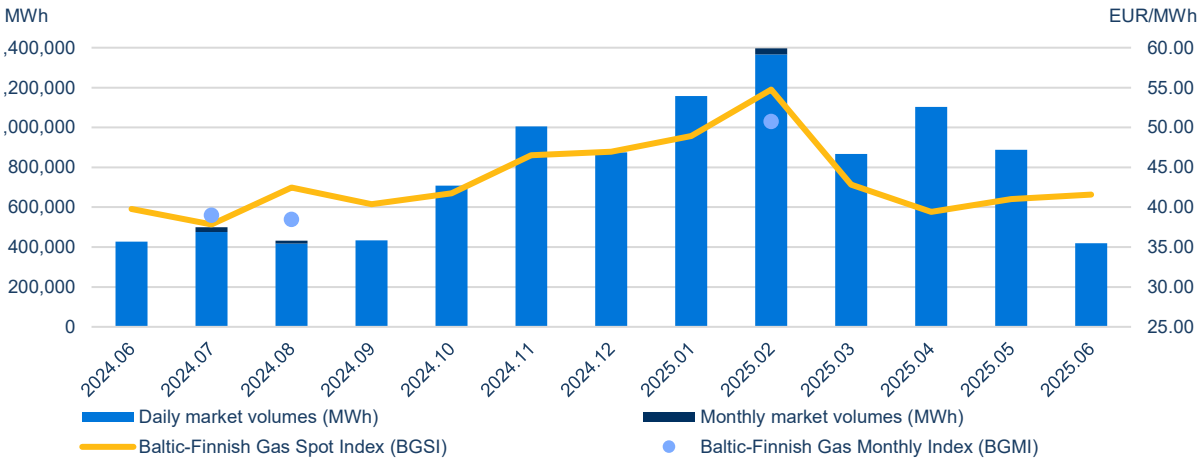
Daily market							
	Buy volume traded (MWh)	Sell volume traded (MWh)	Number of buy trades	Number of sell Trades	Lowest price (EUR/MWh)	Highest price (EUR/MWh)	Weighted average price (EUR/MWh)
GET Baltic	418,697	418,697	1,970	1,970	34.00	55.00	41.60
Lithuania	157,107	236,679	787	971	34.00	47.00	39.71
Latvia-Estonia	132,839	52,686	377	182	38.00	48.55	40.58
Finland	128,751	129,332	806	817	39.00	55.00	44.66

Traded volumes and natural gas prices ¹

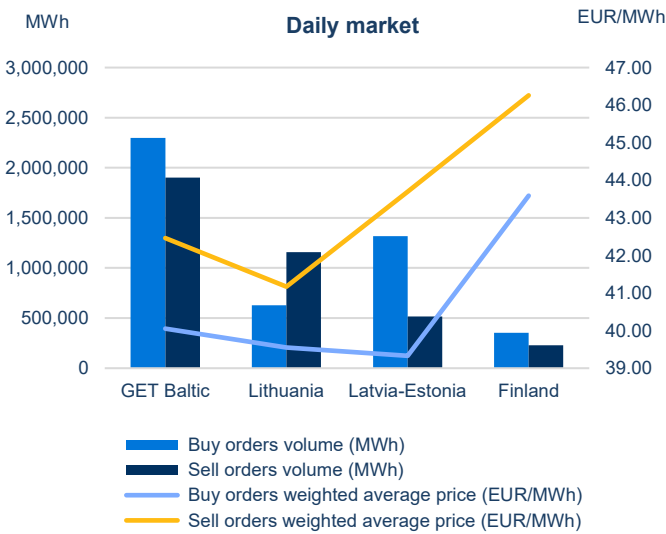


¹ VAT excluded.

Monthly volumes and natural gas prices¹



Volumes of submitted orders² and natural gas prices¹



June – 2025		
Total volumes of submitted orders (MWh)		
Daily market		
	Buy	Sell
GET Baltic	2,297,963	1,902,851
Lithuania	626,403	1,159,462
Latvia-Estonia	1,318,612	515,726
Finland	352,948	227,663
Monthly market		
	Buy	Sell
GET Baltic	144,150	22,500
Lithuania	15,000	-
Latvia-Estonia	39,150	22,500
Finland	90,000	-

Exchange participants



¹ VAT excluded;
² the volumes of submitted orders have been calculated excluding the volumes displayed from other market areas.