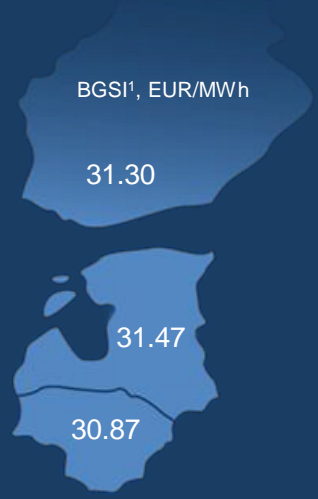


Rising natural gas prices gained momentum and reached all-time highs

In July 2021, after concluding 1.190 transactions, GET Baltic Gas Exchange traded volume amounted to 337 GWh of natural gas. 336 GWh of the whole volume was traded on a daily market and 0.62 GWh – on monthly. Comparing to the same period last year the trading turnover increased by 37% (July 2020 – 246 GWh). In total 42 participants actively submitted orders, 41 of them successfully concluded transactions.

Natural gas prices rising for the four consecutive months reached record breaking highs. Baltic-Finnish Gas Spot Index (BGSi), which captures changes of gas prices on a daily market, value in July was 31.02 EUR/MWh. This is all-time highest value and compared month on month raised by 19% (June 2021 - 26.15 EUR/MWh). Participants concluded transactions in Lithuanian market area paid the weighted average price of 30.87 EUR/MWh (↑19%), in Latvian-Estonian common market area – 31.47 EUR/MWh (↑21%), in Finnish market area – 31.30 EUR/MWh (↑17%). Baltic-Finnish Gas Monthly Index (BGMI), which captures monthly market gas prices changes, value in July 2021 was 30.00 EUR/MWh (↑16%).

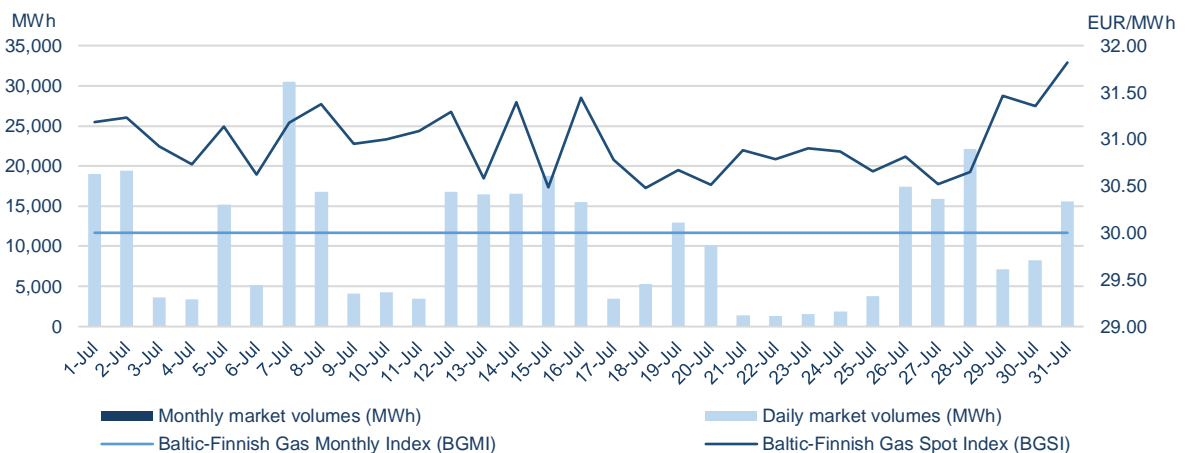


Statistics of trading on the natural gas exchange

Daily market							
	Buy volume traded (MWh)	Sell volume traded (MWh)	Number of buy trades	Number of sell trades	Lowest price (EUR/MWh)	Highest price (EUR/MWh)	Weighted average price (EUR/MWh)
GET Baltic	336,393	336,393	1,189	1,189	28.69	33.31	31.02
Lithuania	226,616	261,139	585	664	29.50	33.20	30.87
Latvia-Estonia	66,878	45,260	245	189	28.69	33.31	31.47
Finland	42,899	29,994	359	336	29.60	33.31	31.30

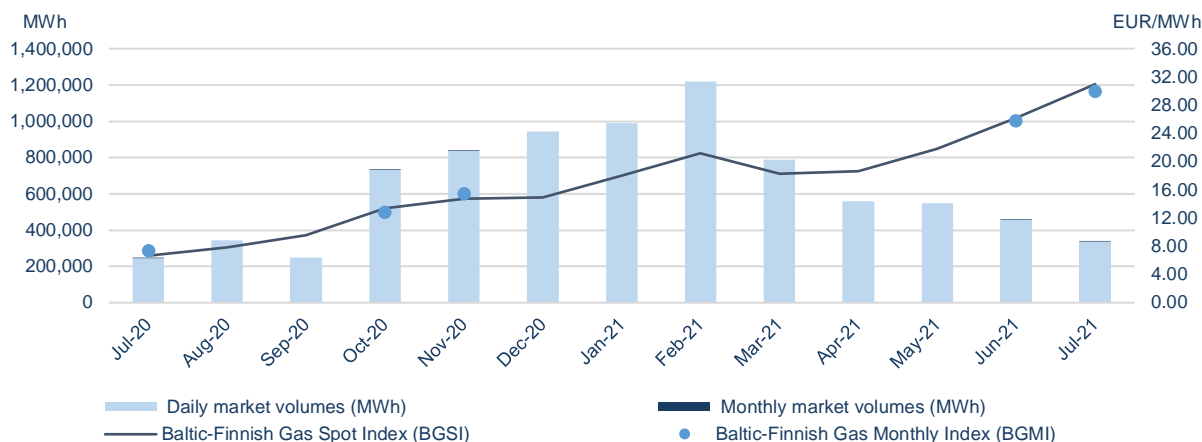
Monthly market					
	Traded volume (MWh)	Number of trades	Lowest price (EUR/MWh)	Highest price (EUR/MWh)	Weighted average price (EUR/MWh)
GET Baltic	620	1	30.00	30.00	30.00
Lithuania	620	1	30.00	30.00	30.00
Latvia-Estonia	-	-	-	-	-
Finland	-	-	-	-	-

Traded volumes and natural gas prices ¹

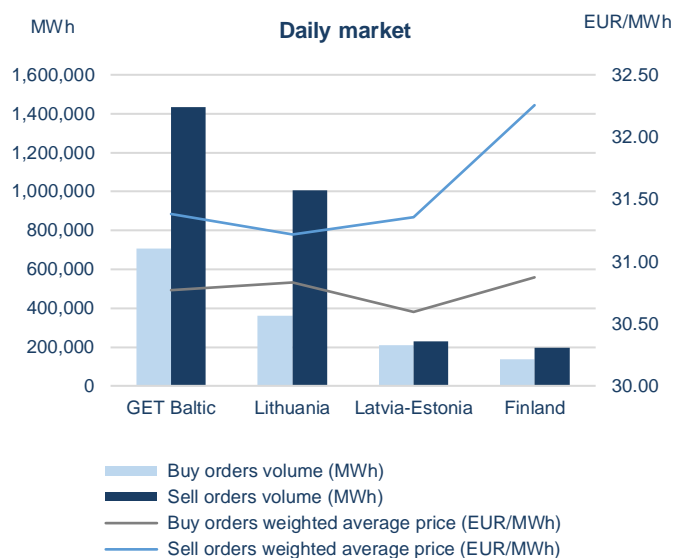


¹ VAT excluded.

Monthly volumes and natural gas prices¹



Volumes of submitted orders² and natural gas prices¹



Jul - 2021		
Total volumes of submitted orders (MWh)		
Daily market		
	Buy	Sell
GET Baltic	707,590	1,432,028
Lithuania	360,272	1,004,779
Latvia-Estonia	209,914	230,906
Finland	137,404	196,343
Monthly market		
	Buy	Sell
GET Baltic	6,820	9,300
Lithuania	6,820	9,300
Latvia-Estonia	0	0
Finland	0	0

Exchange participants

95

Registered exchange participants

42

Active exchange participants

41

Exchange participants concluded transactions

¹ VAT excluded;

² the volumes of submitted orders have been calculated excluding the volumes displayed from other market areas.