


The exchange records a downward trend in prices: gas prices fell by 24% in February

In February, the GET Baltic Gas Price Index (BGSi), which captures changes in natural gas prices on the daily market, decreased by 24% to 31.39 EUR/MWh. This marks the lowest monthly BGSi value since July 2021. The decline in prices follows the European price trend, influenced by high gas storage rates and a relatively warm winter.

The BGSi fell to 28.77 EUR/MWh (↓14%) in the Lithuanian market area in February and to 25.93 EUR/MWh (↓16%) in the Latvian-Estonian common market area. The most expensive transaction (86.00 EUR/MWh) and the cheapest transaction (5.00 EUR/MWh) occurred in the Finnish market area, where the BGSi price index was 45.47 EUR/MWh (↓29%) in February.

A total of 1 TWh of natural gas was traded on the exchange in February. The largest volume was traded in the Latvia-Estonia common market area, where 467 GWh (45% of the total) were purchased and 501 GWh (48% of the total) were sold. There were 63 active participants on the exchange, all of whom successfully concluded transactions. Additionally, two new participants from Denmark and Latvia registered on the exchange in February.

For February delivery, two transactions totaling 7,200 MWh were concluded on the Baltic and Finnish monthly market. The Baltic-Finnish Gas Monthly Index (BGMI), which captures changes in natural gas prices on the monthly market, amounted to 30.00 EUR/MWh.

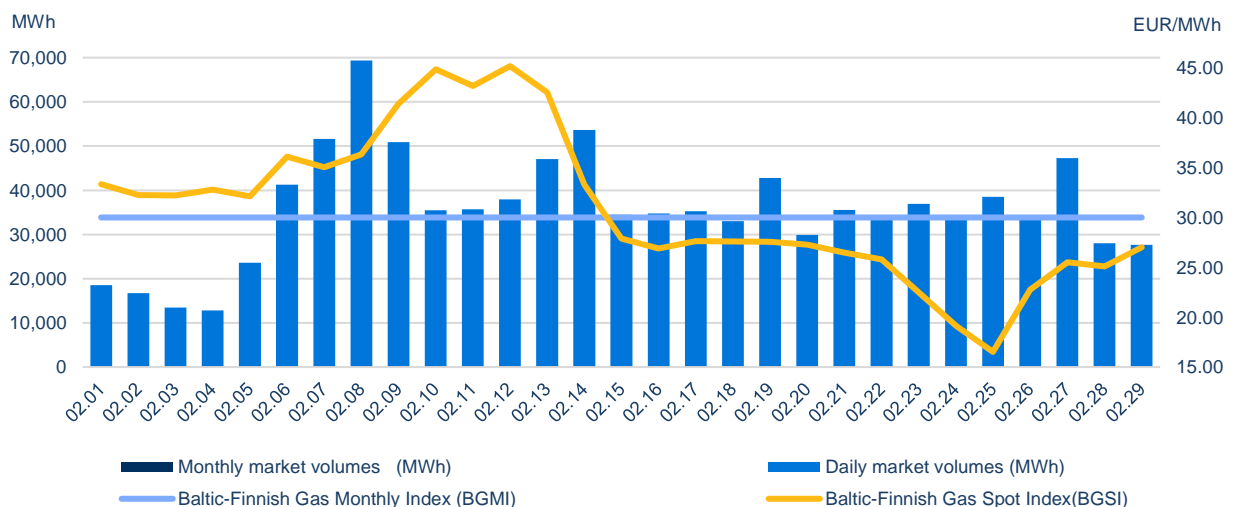


Statistics of trading on the natural gas exchange

Daily market							
	Buy volume traded (MWh)	Sell volume traded (MWh)	Number of buy trades	Number of sell trades	Lowest price (EUR/MWh)	Highest price (EUR/MWh)	Weighted average price (EUR/MWh)
GET Baltic	1,027,138	1,027,138	3,172	3,172	5.00	86.00	31.39
Lithuania	313,849	280,074	1,421	1,334	22.00	37.00	28.74
Latvia-Estonia	466,851	500,626	735	822	23.50	30.55	25.93
Finland	246,438	246,438	1,016	1,016	5.00	86.00	45.47

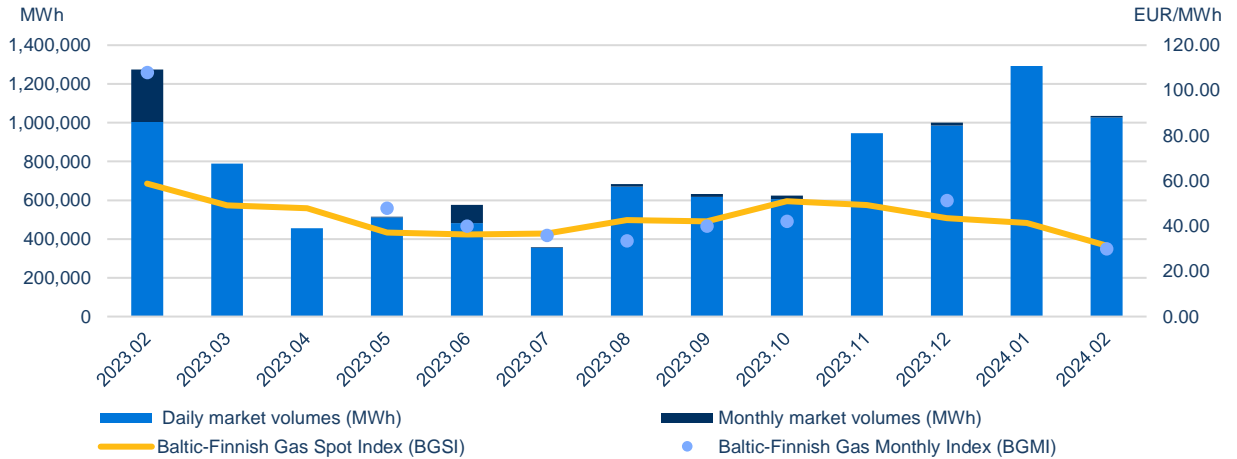
Monthly market					
	Traded volume (MWh)	Number of trades	Lowest price (EUR/MWh)	Highest price (EUR/MWh)	Weighted average price (EUR/MWh)
GET Baltic	7,250	2	30.00	30.01	30.00
Lithuania	7,250	2	30.00	30.01	30.00
Latvia-Estonia	-	-	-	-	-
Finland	-	-	-	-	-

Traded volumes and natural gas prices ¹

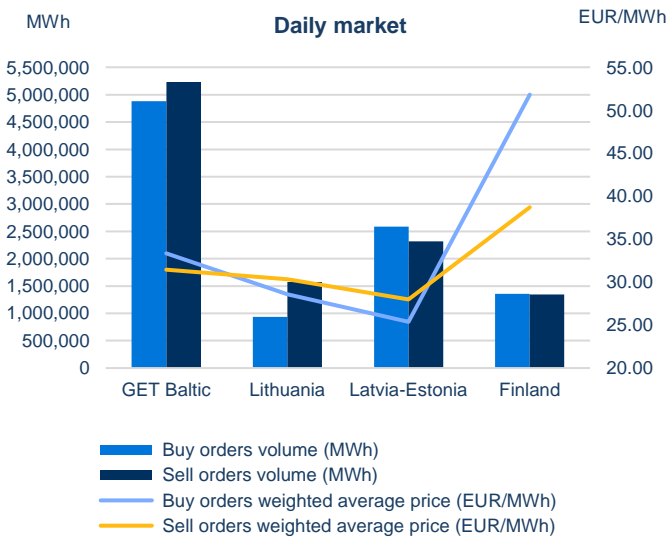


¹ VAT excluded.

Monthly volumes and natural gas prices¹



Volumes of submitted orders² and natural gas prices¹



Feb – 2024		
Total volumes of submitted orders (MWh)		
Daily market		
	Buy	Sell
GET Baltic	4,883,415	5,235,081
Lithuania	935,502	1,573,157
Latvia-Estonia	2,589,171	2,315,615
Finland	1,358,742	1,346,309
Monthly market		
	Buy	Sell
GET Baltic	122,960	28,710
Lithuania	93,960	28,710
Latvia-Estonia	0	0
Finland	29,000	0

Exchange participants



¹ VAT excluded;

² the volumes of submitted orders have been calculated excluding the volumes displayed from other market areas.