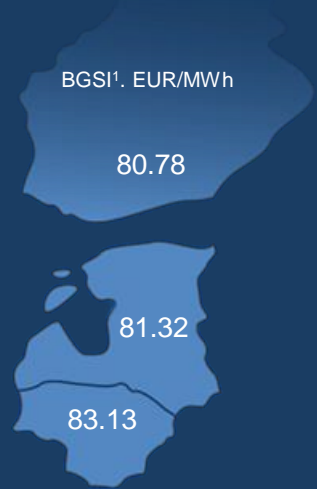


The active trading and price fall marked the last month of winter 2022

In February 2022, 654.1 GWh of natural gas was traded on the GET Baltic gas exchange after concluding 2,219 transactions (658.3 GWh in January 2022), of which 631.7 GWh were traded on a daily market and 22.4 GWh - on monthly. Most gas was sold in the Latvian-Estonian common market area - 232 GWh, in the Finnish market area - 227 GWh and in Lithuania – 194 GWh. Cross-border (ICA) transactions accounted for more than a third of all traded gas (225.7 GWh), increased by 18% comparing to the same period last year (191.3 GWh in February 2021). The participants of the exchange actively submitted orders - the amount of orders to buy gas submitted in February amounted to 2 TWh, and to sell - 2.8 TWh. 49 exchange participants actively submitted orders on the gas exchange, all of whom successfully concluded transactions.

With the prices of individual transactions ranging from 70.00 EUR/MWh to 95.29 EUR/MWh, the value of the Baltic and Finnish natural gas price index BGSI, which measures price changes on a daily market, decreased by 12% compared to January, from 93.17 EUR/MWh to 81.67 EUR/MWh. In February, BGSI amounted to 83.13 EUR/MWh (↓22%) in Lithuanian market area, 81.32 EUR/MWh (↓11%) in Latvian-Estonian common market area and 80.78 EUR/MWh (↓14%) in Finland.

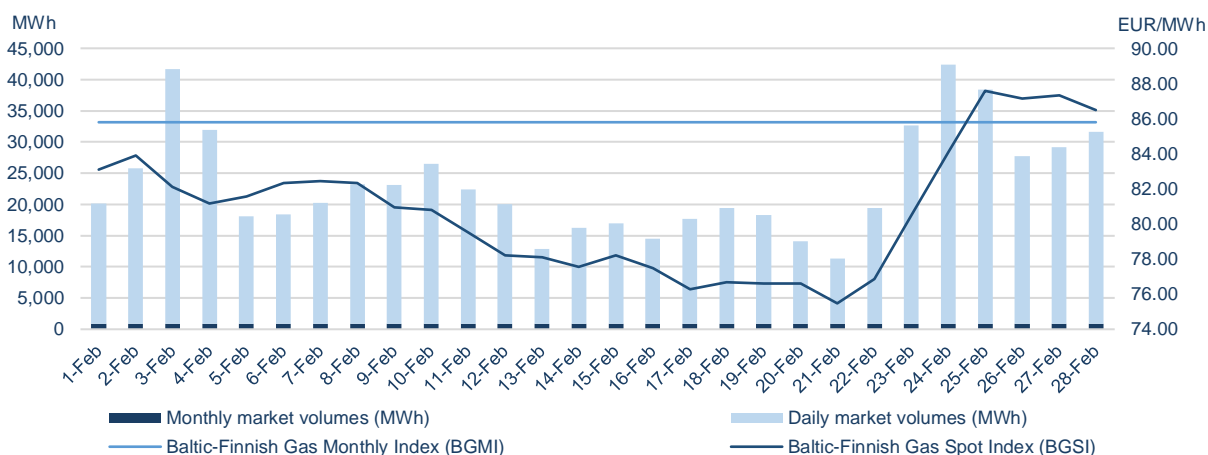


Statistics of trading on the natural gas exchange

Daily market							
	Buy volume traded (MWh)	Sell volume traded (MWh)	Number of buy trades	Number of sell trades	Lowest price (EUR/MWh)	Highest price (EUR/MWh)	Weighted average price (EUR/MWh)
GET Baltic	631,738	631,738	2,219	2,219	70.00	95.29	81.67
Lithuania	172,522	99,397	858	492	71.00	94.00	83.13
Latvia-Estonia	232,049	226,903	483	481	71.50	93.87	81.32
Finland	227,167	305,438	878	1,246	70.00	95.29	80.78

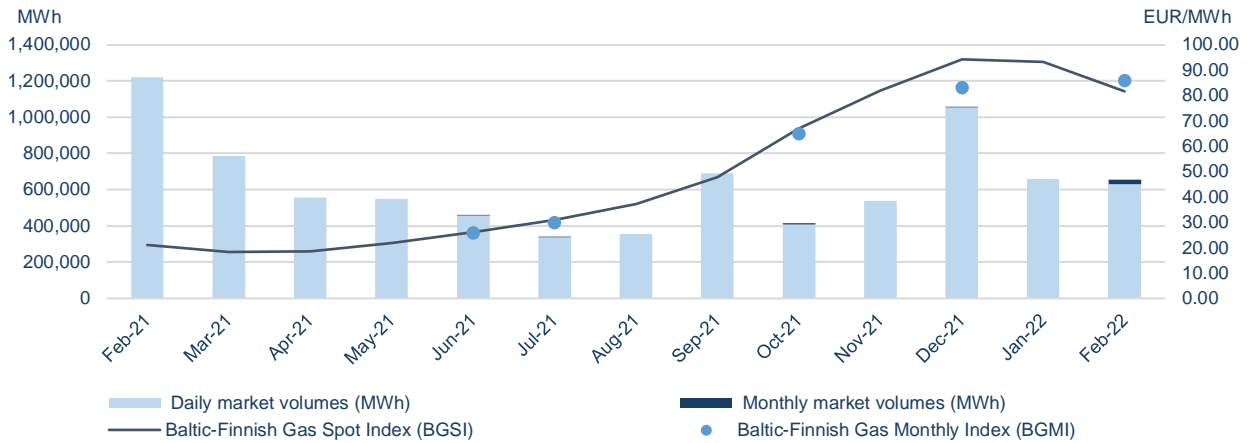
Monthly market					
	Traded volume (MWh)	Number of trades	Lowest price (EUR/MWh)	Highest price (EUR/MWh)	Weighted average price (EUR/MWh)
GET Baltic	22,400	9	84.00	86.50	85.81
Lithuania	22,400	9	84.00	86.50	85.81
Latvia-Estonia	-	-	-	-	-
Finland	-	-	-	-	-

Traded volumes and natural gas prices ¹

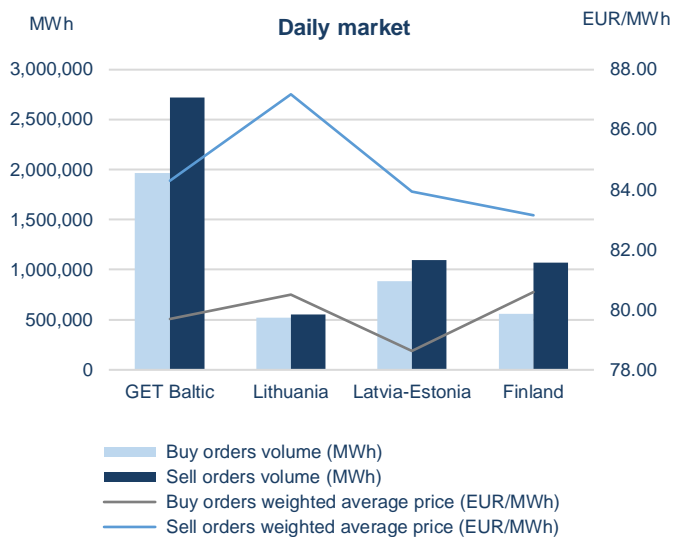


¹ VAT excluded.

Monthly volumes and natural gas prices¹



Volumes of submitted orders² and natural gas prices¹



Feb - 2022		
Total volumes of submitted orders (MWh)		
Daily market		
	Buy	Sell
GET Baltic	1,967,398	2,721,337
Lithuania	523,535	554,921
Latvia-Estonia	884,282	1,098,315
Finland	559,581	1,068,101
Monthly market		
	Buy	Sell
GET Baltic	50,400	36,400
Lithuania	50,400	36,400
Latvia-Estonia	0	0
Finland	0	0

Exchange participants

98

Registered exchange participants

49

Active exchange participants

49

Exchange participants concluded transactions

¹ VAT excluded;

² the volumes of submitted orders have been calculated excluding the volumes displayed from other market areas.