

The annual trading results of GET Baltic reflect consistent growth trends

Throughout a successful operational year, the GET Baltic gas exchange has set the record-breaking results. In 2021, an all-time highest turnover of 8 TWh of natural gas was captured. Compared to 2020, it grew by 10% (7.2 TWh in 2020). During 2021, 4.3 TWh (54% of the total amount) were purchased in Lithuanian market area, 1.7 TWh (21%) in Latvian-Estonian common market area, and 1.9 TWh (25%) - in Finland. In total, more than 21 thousand transactions were concluded during 2021, 52 participants actively traded on the exchange. Throughout the whole year, 1.6 TWh were traded in cross-border (ICA) transactions, which is 56% more compared year on year (1 TWh in 2020). Prices of individual transactions in 2021 fluctuated from 14.00 EUR/MWh to a record-breaking 140.00 EUR/MWh. In summary, the trading results of the GET Baltic in 2021 reflect the active involvement of the wholesale gas market participants and the sustainable growth trends of the gas exchange.

In the last month of 2021, the total exchange traded volume exceeded 1 TWh of natural gas. Compared to the previous month (538 GWh in November 2021), the turnover increased by 97%. The highest volume traded per delivery day has been captured - 77 GWh of gas traded for delivery on December 22 has set a new record. Cross-border transactions reached an all-time high - 300 GWh were traded during December. Compared month on month, ICA's turnover doubled (151 GWh in November 2021). A total of 2,134 transactions were concluded during December, 520 of which were cross-border. 51 participants of the exchange actively submitted orders, all of them successfully concluded transactions.

Following the record gas prices in the whole region, in December the natural gas exchange recorded the most expensive transaction in the history of GET Baltic - a transaction concluded in Lithuania for 140 EUR/MWh. The Baltic and Finnish natural gas price index BGSI, which captures price changes on a daily market, increased by 15% compared to November: from 81.86 EUR/MWh to 94.12 EUR/MWh. In December, the BGSI in Lithuanian market area amounted to 96.15 EUR/MWh (↑17%), in Latvian-Estonian common market area - 92.30 EUR/MWh (↑17%), and in Finland - 83.18 EUR/MWh (↑11%).

GET Baltic performance 2021

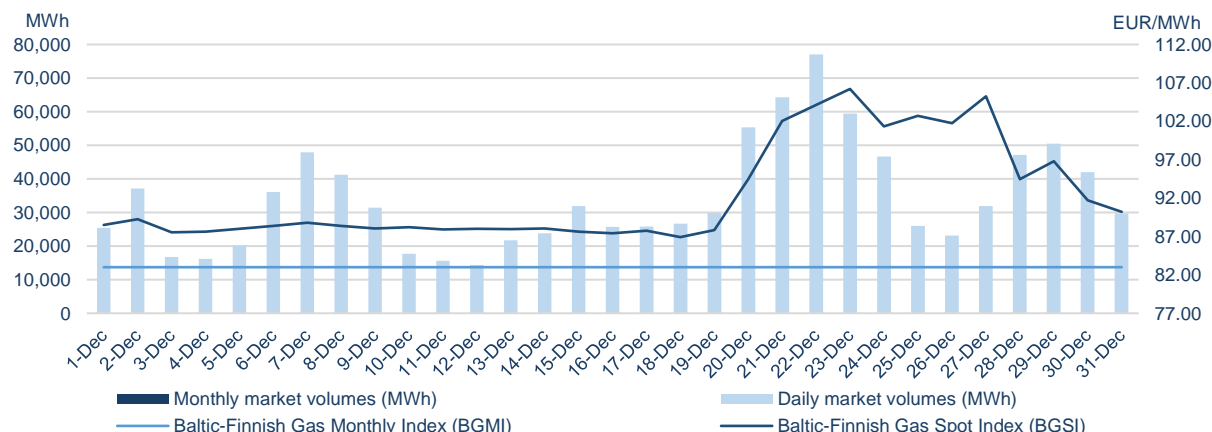


Statistics of trading on the natural gas exchange

Daily market December 2021							
	Buy volume traded (MWh)	Sell volume traded (MWh)	Number of buy trades	Number of sell trades	Lowest price (EUR/MWh)	Highest price (EUR/MWh)	Weighted average price (EUR/MWh)
GET Baltic	1,055,779	1,055,779	2,133	2,133	79.00	140.00	94.12
Lithuania	610,650	451,871	1,250	986	84.00	140.00	96.15
Latvia-Estonia	195,118	308,525	353	536	79.00	113.99	92.30
Finland	250,011	295,383	530	611	79.00	108.82	91.96

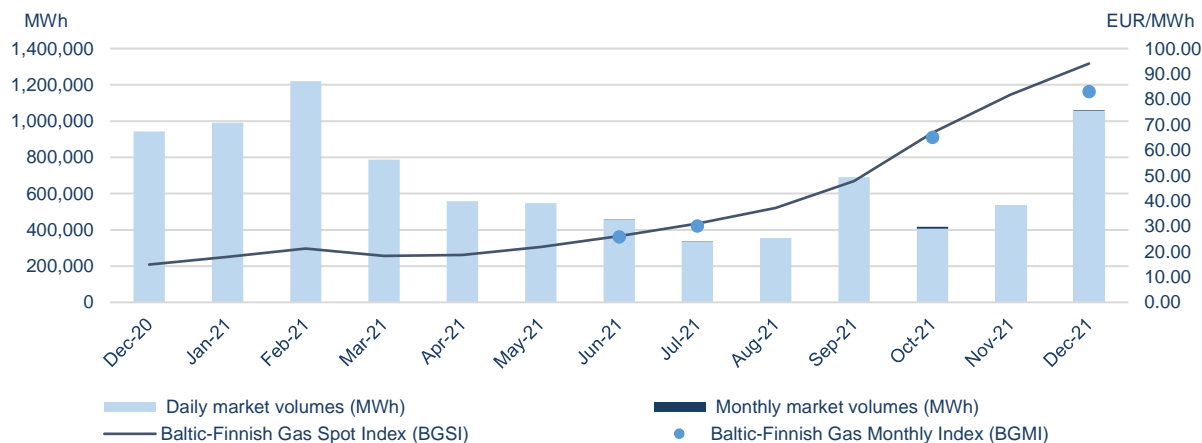
Monthly market December 2021						
	Traded volume (MWh)	Number of trades	Lowest price (EUR/MWh)	Highest price (EUR/MWh)	Weighted average price (EUR/MWh)	
GET Baltic	3,100	1	83.00	83.00	83.00	
Lithuania	3,100	1	83.00	83.00	83.00	
Latvia-Estonia	-	-	-	-	-	
Finland	-	-	-	-	-	

Traded volumes and natural gas prices ¹

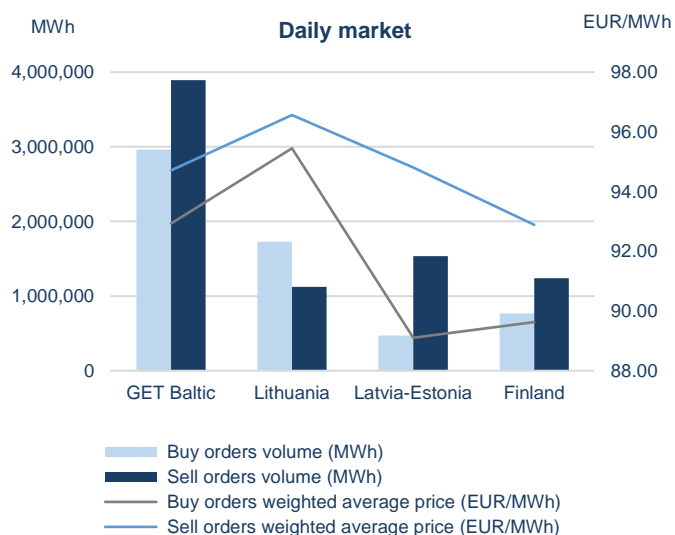


¹ VAT excluded.

Monthly volumes and natural gas prices¹



Volumes of submitted orders² and natural gas prices¹



Dec - 2021		
Total volumes of submitted orders (MWh)		
Daily market		
	Buy	Sell
GET Baltic	2,964,568	3,894,906
Lithuania	1,725,310	1,122,879
Latvia-Estonia	471,835	1,533,526
Finland	767,423	1,238,501
Monthly market		
	Buy	Sell
GET Baltic	47,470	9,300
Lithuania	47,470	9,300
Latvia-Estonia	0	0
Finland	0	0

Exchange participants

97

Registered exchange participants

51

Active exchange participants

51

Exchange participants concluded transactions

¹ VAT excluded;

² the volumes of submitted orders have been calculated excluding the volumes displayed from other market areas.