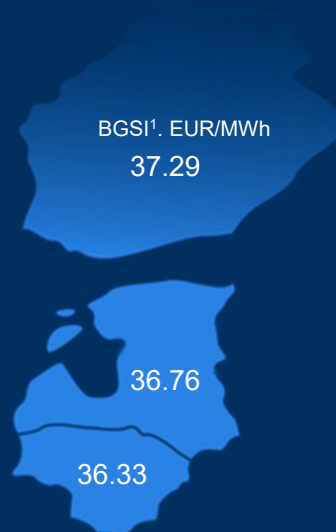


In August, the price of gas on the GET Baltic exchange fell by 9%

In August, the Baltic-Finnish Gas Spot Index (BGSi), which captures changes in natural gas prices on the daily market, stood at 36.80 EUR/MWh, which is 9% less than in July (40.62 EUR/MWh). Compared to the previous month, the BGSi value decreased in July on all trading platforms: it fell by 13% to 36.33 EUR/MWh on the Lithuanian market area, and by 5% to 36.76 EUR/MWh and 37.29 EUR/MWh on the common Latvian-Estonian and Finnish market areas, respectively. The prices of individual transactions on the exchange in August ranged from 31.00 EUR/MWh to 50.00 EUR/MWh.

Last month, 607 GWh of natural gas was traded on the GET Baltic exchange (593 GWh in July), with 2,688 transactions taking place on the exchange. Most of the volume was traded on the daily market, while 16 GWh of natural gas was traded on the monthly market. Cross-border (ICA) transactions accounted for 39% of the total volume in August, or 234 GWh of gas. In August, more than a third of the volume was purchased on the Lithuanian market area – 228 GWh (38%), 186 GWh (30% of the total volume) was purchased on the common Latvian-Estonian market area, and 194 GWh (32% of the total volume) in Finland. Fifty-five exchange participants actively placed orders on the exchange.

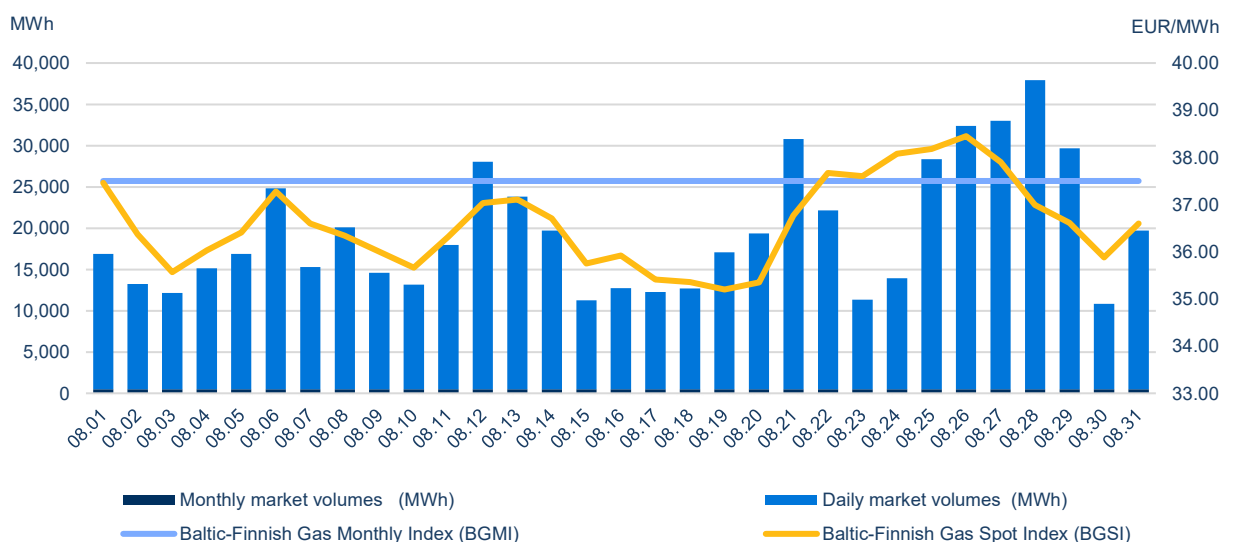


Statistics of trading on the natural gas exchange

Daily market							
	Buy volume traded (MWh)	Sell volume traded (MWh)	Number of buy trades	Number of sell trades	Lowest price (EUR/MWh)	Highest price (EUR/MWh)	Weighted average price (EUR/MWh)
GET Baltic	591,884	591,884	2,687	2,687	31.00	50.00	36.80
Lithuania	227,772	365,473	1,029	1,483	31.00	42.90	36.33
Latvia-Estonia	170,243	129,760	519	613	34.50	42.00	36.76
Finland	193,869	96,651	1,139	591	34.50	50.00	37.29

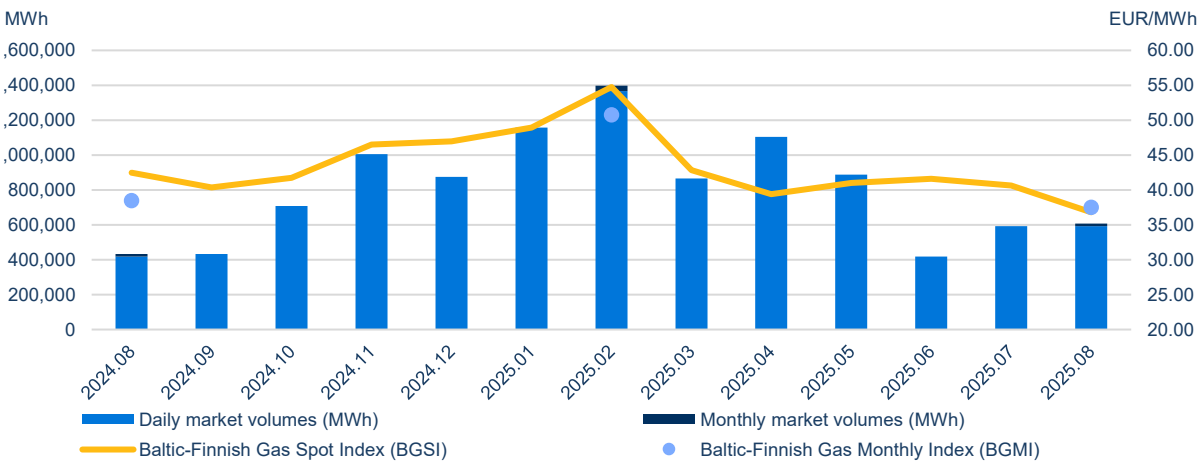
Monthly market					
	Traded volume (MWh)	Number of trades	Lowest price (EUR/MWh)	Highest price (EUR/MWh)	Weighted average price (EUR/MWh)
GET Baltic	15,500	1	37.50	37.50	37.50
Lithuania	-	-	-	-	-
Latvia-Estonia	15,500	1	37.50	37.50	37.50
Finland	-	-	-	-	-

Traded volumes and natural gas prices ¹

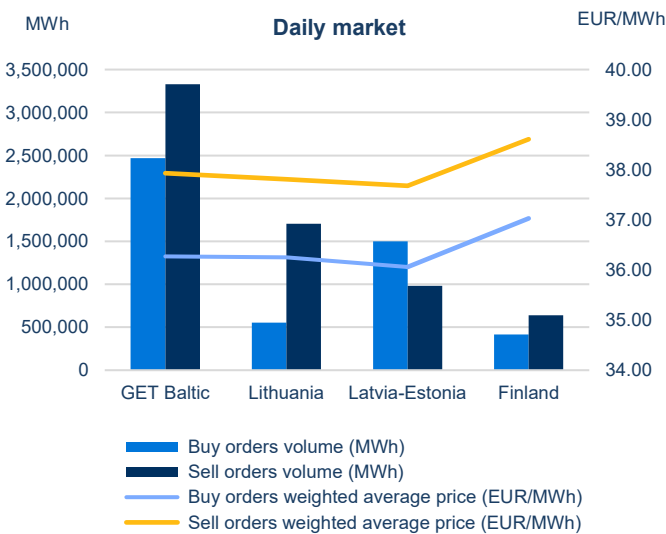


¹ VAT excluded.

Monthly volumes and natural gas prices¹



Volumes of submitted orders² and natural gas prices¹



August – 2025		
Total volumes of submitted orders (MWh)		
Daily market		
	Buy	Sell
GET Baltic	2,469,994	3,327,950
Lithuania	554,742	1,704,113
Latvia-Estonia	1,501,045	983,537
Finland	414,207	640,300
Monthly market		
	Buy	Sell
GET Baltic	502,107	158,720
Lithuania	-	59,520
Latvia-Estonia	502,107	99,220
Finland	-	-

Exchange participants



¹ VAT excluded;
² the volumes of submitted orders have been calculated excluding the volumes displayed from other market areas.