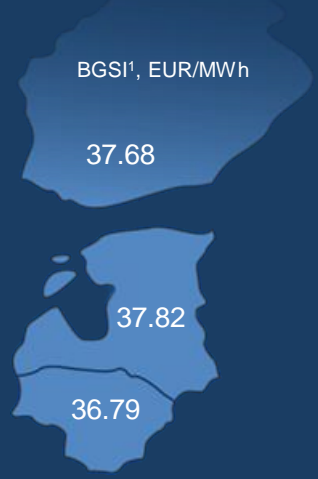


Rising natural gas prices in the region determined a new record on the gas exchange

In August 2021, after the conclusion of 1.278 transactions, the turnover of the gas exchange has reached 354,8 GWh of natural gas. In August, the exchange recorded a particularly active trading on Latvian-Estonian common market area, where 45% of the total traded volume were purchased (158.6 GWh). Compared month on month, the purchase turnover of the Latvian-Estonian common market area more than doubled (July 2021 - 66.9 GWh). In August, 43 exchange participants actively submitted orders, 42 of them successfully concluded transactions.

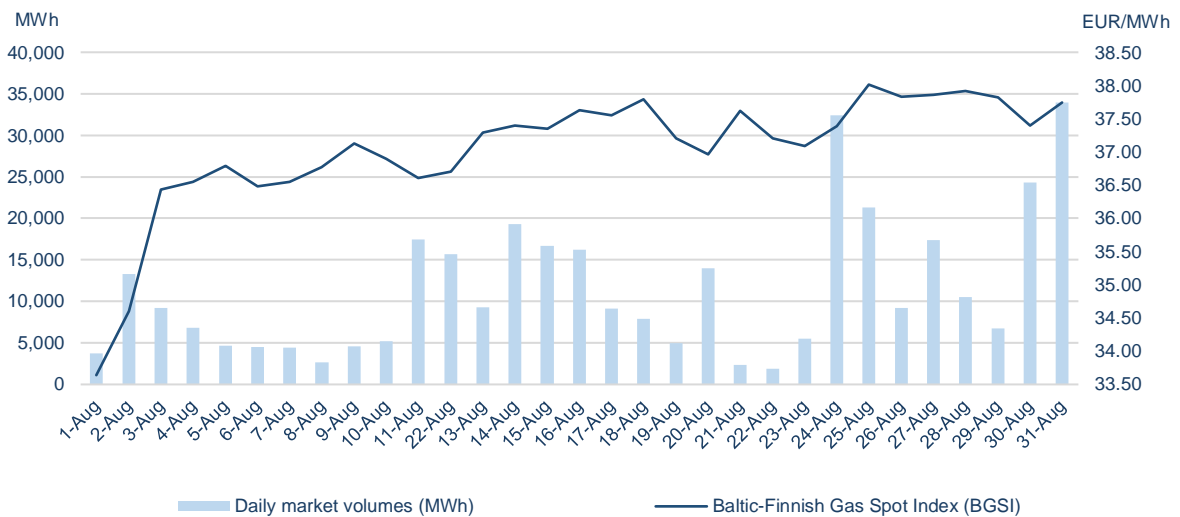
While natural gas prices continuous to grow in the entire region, the transaction of all-time highest price in the history of GET Baltic was captured. The transaction was concluded in Finland for 40.59 EUR/MWh. The value of the Baltic-Finnish Gas Spot Index (BGSi) which captures changes of gas prices on a daily market, in August amounted to 37.22 EUR/MWh. This is 20% more comparing to July 2021 (31.02 EUR/MWh). Participants concluded transactions in Lithuanian market area paid the weighted average price of 36.79 EUR/MWh (↑ 19%), in Latvian-Estonian common market area - 37.82 EUR/MWh (↑ 20%), and in Finland - 37.68 EUR/MWh (↑ 20%).



Statistics of trading on the natural gas exchange

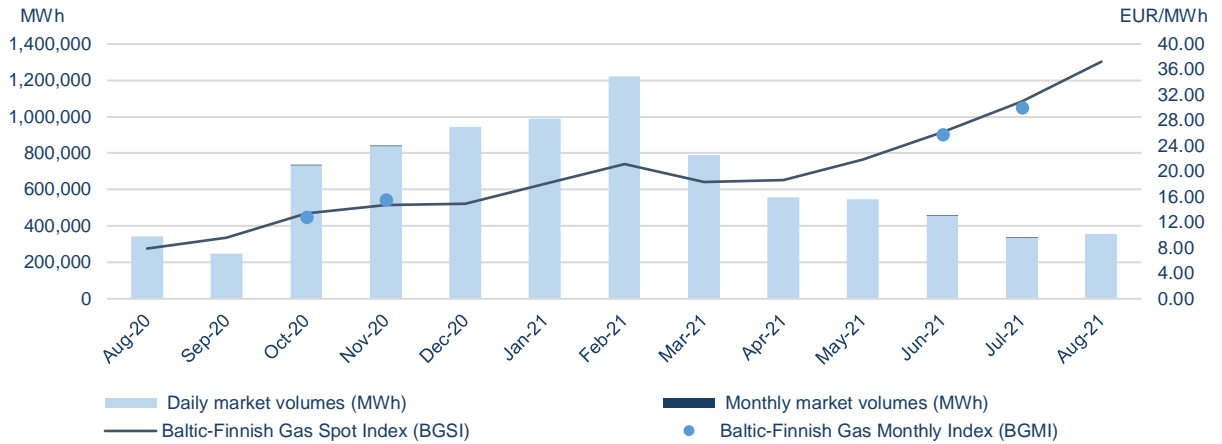
Daily market							
	Buy volume traded (MWh)	Sell volume traded (MWh)	Number of buy trades	Number of sell trades	Lowest price (EUR/MWh)	Highest price (EUR/MWh)	Weighted average price (EUR/MWh)
GET Baltic	354,808	354,808	1,278	1,278	31.50	40.59	37.22
Lithuania	119,467	248,057	561	796	35.00	38.70	36.79
Latvia-Estonia	158,597	77,382	307	232	31.50	39.00	37.82
Finland	76,744	29,369	410	250	32.63	40.59	37.68

Traded volumes and natural gas prices ¹

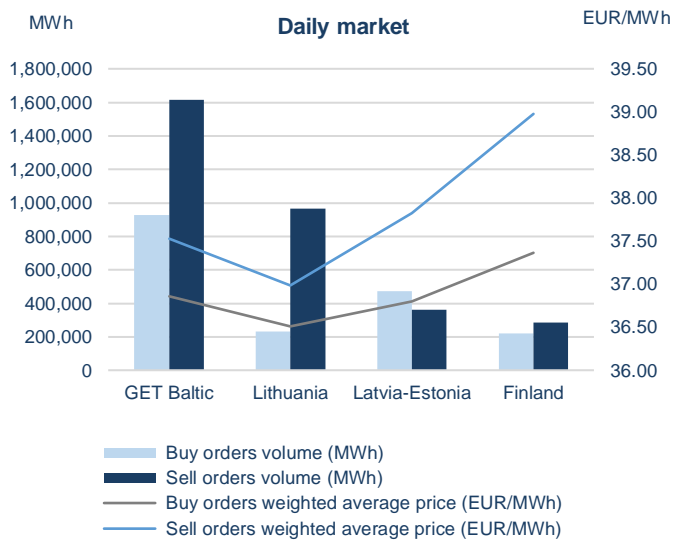


¹ VAT excluded.

Monthly volumes and natural gas prices¹



Volumes of submitted orders² and natural gas prices¹



Aug - 2021		
Total volumes of submitted orders (MWh)		
Daily market		
	Buy	Sell
GET Baltic	928.739	1,616.995
Lithuania	234.417	967.673
Latvia-Estonia	472.420	362.977
Finland	221.902	286.345
Monthly market		
	Buy	Sell
GET Baltic	3.100	3.100
Lithuania	3.100	3.100
Latvia-Estonia	0	0
Finland	0	0

Exchange participants

95

Registered exchange participants

43

Active exchange participants

42

Exchange participants concluded transactions

¹ VAT excluded;

² the volumes of submitted orders have been calculated excluding the volumes displayed from other market areas.