

The first monthly product transaction took place on common Latvian-Estonian market area

In April 2022, after concluding 1,570 transactions, 315 GWh of natural gas were traded on GET Baltic gas exchange, of which 174 GWh were cross-border transactions. Compared to the same period last year, the volume of cross-border transactions increased by 48% (118 GWh in April 2021). 285 GWh of natural gas was traded on a daily market, and 30 GWh on monthly. For delivery in April, the first monthly transaction was concluded at the common Latvian-Estonian market area, which ensured a fixed price and a stable supply of gas for the participants throughout the whole month. In total, 52 participants actively submitted orders on the exchange during April, 50 of which successfully concluded transactions.

In April, prices of individual transactions ranged from 90.00 EUR/MWh to 180.00 EUR/MWh. The value of the Baltic and Finnish natural gas price index BGSI, which measures changes in natural gas prices on a daily market, amounted to 109.95 EUR/MWh. At the Lithuanian market area BGSI amounted to 111.53 EUR/MWh (↑14%), at the Latvian-Estonian common market area - 112.08 EUR/MWh (↑19%), and in Finland - 107.63 EUR/MWh (↑18%). In April, the value of the Baltic-Finnish Gas Monthly Index (BGMI), which captures monthly market gas prices changes, was 124.00 EUR/MWh.

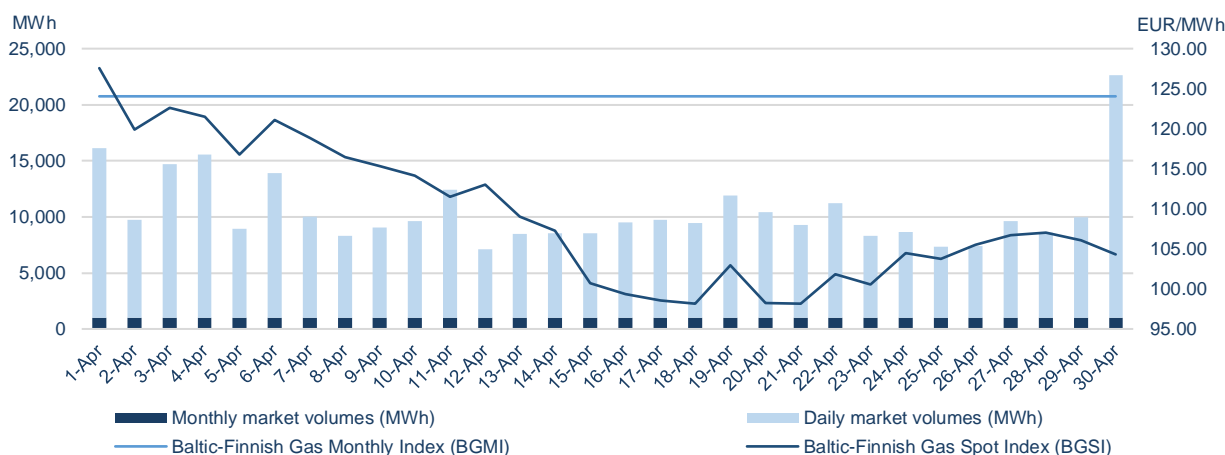


Statistics of trading on the natural gas exchange

Daily market							
	Buy volume traded (MWh)	Sell volume traded (MWh)	Number of buy trades	Number of sell trades	Lowest price (EUR/MWh)	Highest price (EUR/MWh)	Weighted average price (EUR/MWh)
GET Baltic	285,260	285,260	1,569	1,569	90.00	180.00	109.95
Lithuania	130,352	25,039	853	294	93.00	180.00	111.53
Latvia-Estonia	82,353	89,866	244	258	90.01	133.84	112.08
Finland	72,555	170,355	472	1,017	90.00	134.90	107.63

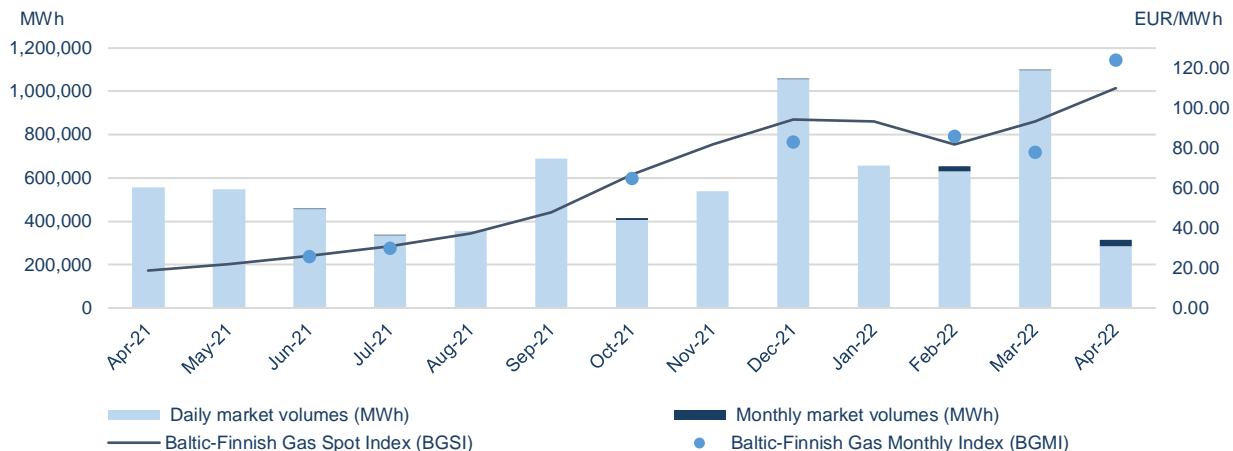
Monthly market					
	Traded volume (MWh)	Number of trades	Lowest price (EUR/MWh)	Highest price (EUR/MWh)	Weighted average price (EUR/MWh)
GET Baltic	30,000	1	124.00	124.00	124.00
Lithuania	-	-	-	-	-
Latvia-Estonia	30,000	1	124.00	124.00	124.00
Finland	-	-	-	-	-

Traded volumes and natural gas prices ¹

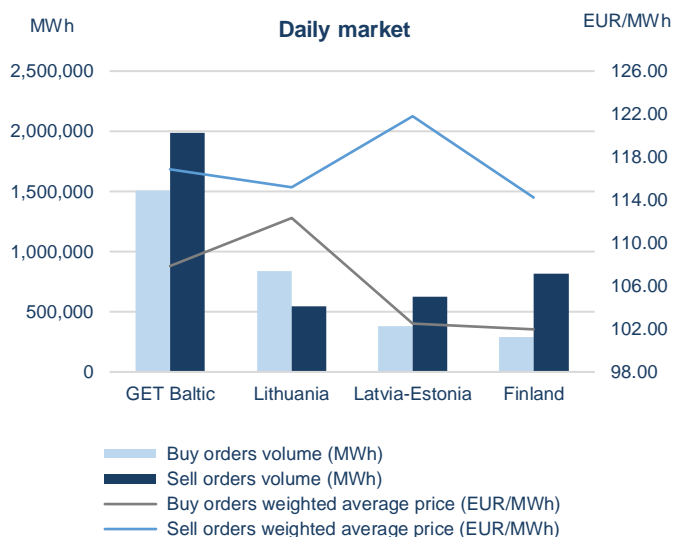


¹ VAT excluded.

Monthly volumes and natural gas prices¹



Volumes of submitted orders² and natural gas prices¹



Apr - 2022		
Total volumes of submitted orders (MWh)		
Daily market		
	Buy	Sell
GET Baltic	1,509,209	1,989,818
Lithuania	839,207	546,803
Latvia-Estonia	382,143	624,636
Finland	287,859	818,379
Monthly market		
	Buy	Sell
GET Baltic	36,000	81,000
Lithuania	3,000	6,000
Latvia-Estonia	33,000	75,000
Finland	0	0

Exchange participants

99

Registered exchange participants

52

Active exchange participants

50

Exchange participants concluded transactions

¹ VAT excluded;

² the volumes of submitted orders have been calculated excluding the volumes displayed from other market areas.