

2021 started with the record-breaking number of transactions concluded on the exchange

The year 2021 started with increased activity in trading and a record number of concluded transactions on GET Baltic gas exchange. 2,482 transactions were fulfilled during January 2021 - 31% more comparing year on year (January 2020 – 1,900 transactions) or 6% more comparing to the previous month (December 2020 – 2,334 transactions).

In the first month of the year, the volume traded on the exchange increased by 77% compared to the same period last year - the turnover reached 991 GWh of natural gas (January 2020 - 560 GWh). The largest traded volume on both: purchase (505 GWh) and sales (497 GWh) sides were captured in the daily market of Lithuanian market area. During January, a total of 48 participants actively submitted orders, all of them successfully concluded transactions.

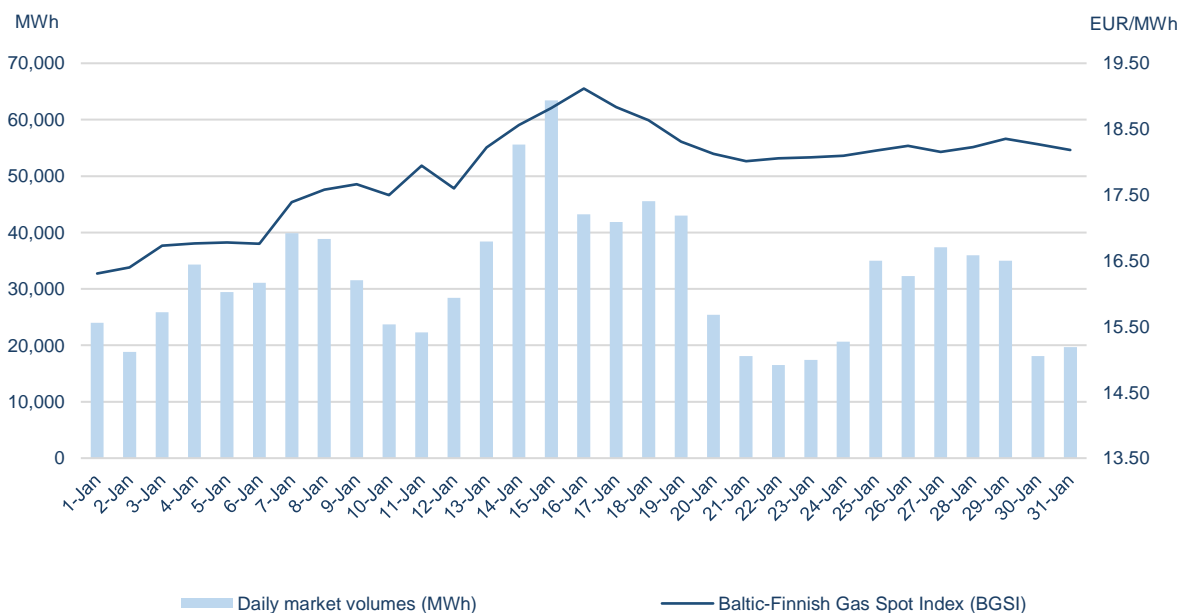
Cold weather and growing competition on the gas exchange also had impact on the natural gas prices. As individual transactions prices fluctuated between 14.15 EUR/MWh and 23.10 EUR/MWh, BGS1 (Baltic-Finnish Gas Spot Index) value for January 2021 reached 17.98 EUR/MWh. This is 21% more comparing to December 2020 (14.91 EUR/MWh). Participants concluded transactions in Lithuanian market area paid the weighted average price of 18.23 EUR/MWh (↑25%), in Latvian-Estonian common market area – 16.83 EUR/MWh (↑23%), in Finnish market area – 18.29 EUR/MWh (↑15%).



Statistics of trading on the natural gas exchange

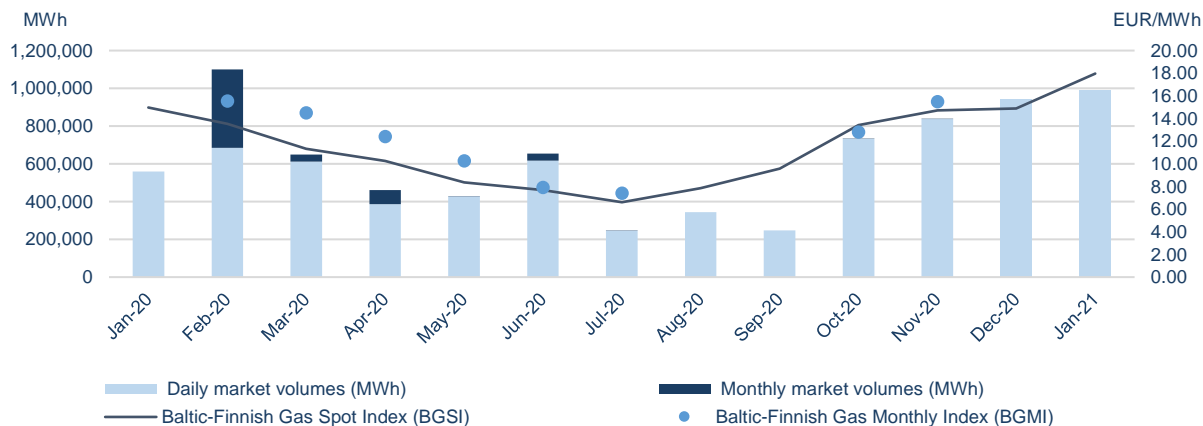
Daily market							
	Buy volume traded (MWh)	Sell volume traded (MWh)	Number of buy trades	Number of sell trades	Lowest price (EUR/MWh)	Highest price (EUR/MWh)	Weighted average price (EUR/MWh)
GET Baltic	990,786	990,786	2,482	2,482	14.15	23.10	17.98
Lithuania	504,882	496,625	1,087	1,050	16.50	20.30	18.23
Latvia-Estonia	158,622	239,509	326	481	14.15	19.81	16.83
Finland	327,282	254,652	1,069	951	15.50	23.10	18.29

Traded volumes and natural gas prices ¹

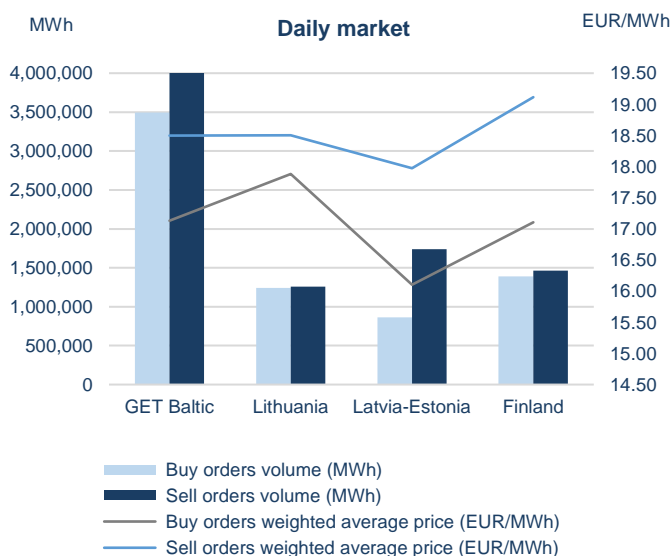


¹ VAT excluded.

Monthly volumes and natural gas prices¹



Volumes of submitted orders² and natural gas prices¹



January - 2021		
Total volumes of submitted orders (MWh)		
Daily market		
	Buy	Sell
GET Baltic	3,496,353	4,462,241
Lithuania	1,241,100	1,258,808
Latvia-Estonia	865,031	1,739,532
Finland	1,390,222	1,463,901
Monthly market		
	Buy	Sell
GET Baltic	12,400	60,140
Lithuania	12,400	15,500
Latvia-Estonia	0	0
Finland	0	44,640

Exchange participants

99

Registered exchange participants

48

Active exchange participants

48

Exchange participants concluded transactions

¹ VAT excluded;

² the volumes of submitted orders have been calculated excluding the volumes displayed from other market areas.