

**New milestone achieved – total traded volume of 2020 surpassed 6 TWh**

In November 2020, after concluding 2,098 transactions, traded volume amounted to 839 GWh. The total traded volume of 2020 amounted to all-time high exceeding 6 TWh of gas – twice as much as during the last year (2019 - 2.9 TWh). In addition, new traded volume record was reached in the daily market after 838 GWh of natural gas was traded for delivery in November. It is 15 percent more comparing month on month (October 2020 - 732 GWh) and 3.5 times more comparing to the same period last year (November 2019 – 248 GWh).

The volume of submitted orders grew across all market areas. In November, the volume of submitted sell orders grew by 38 percent (4 TWh) and orders to purchase gas grew even by 66 percent (3 TWh) comparing to the previous month. In total 48 participants actively submitted orders, all of them successfully concluded transactions.

Baltic-Finnish Gas Spot Index (BGS1) which captures daily market gas prices changes, value in November 2020 was 14.74 EUR/MWh (October 2020 – 13.42 EUR/MWh). Participants concluded transactions in Lithuanian market area paid the weighted average price of 15.28 EUR/MWh (↑21%), in Latvian-Estonian common market area – 13.35 EUR/MWh (↑1%), in Finnish market area – 14.54 EUR/MWh (↑2%). Baltic-Finnish Gas Monthly Index (BGMI), which captures monthly market gas prices changes, value in November 2020 was 15.50 EUR/MWh.

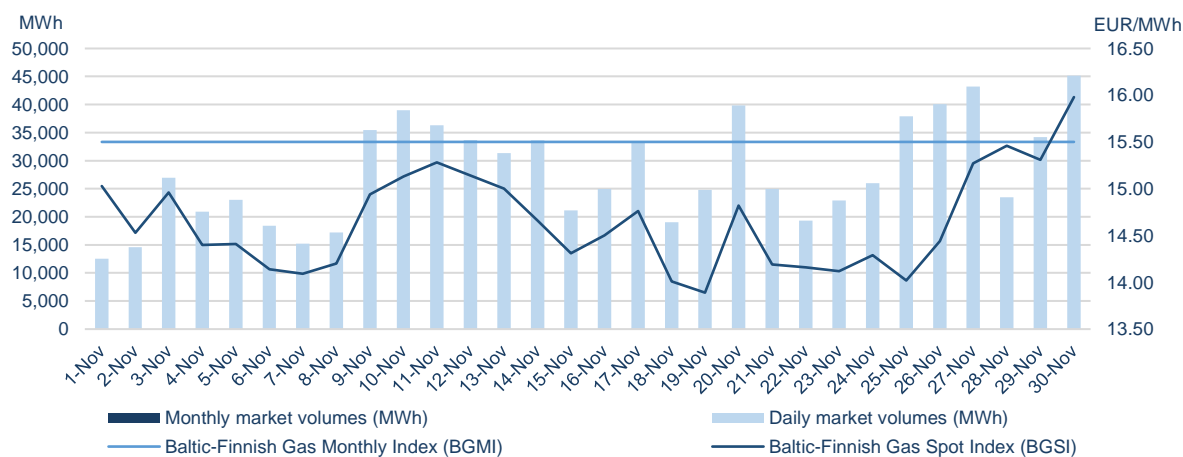


**Statistics of trading on the natural gas exchange**

Daily market							
	Buy volume traded (MWh)	Sell volume traded (MWh)	Number of buy trades	Number of sell trades	Lowest price (EUR/MWh)	Highest price (EUR/MWh)	Weighted average price (EUR/MWh)
GET Baltic	837,689	837,689	2,097	2,097	11.11	18.92	14.74
Lithuania	426,917	403,160	964	928	13.00	16.80	15.28
Latvia-Estonia	82,883	184,886	224	352	11.11	15.30	13.35
Finland	327,889	249,643	909	817	11.11	18.92	14.54

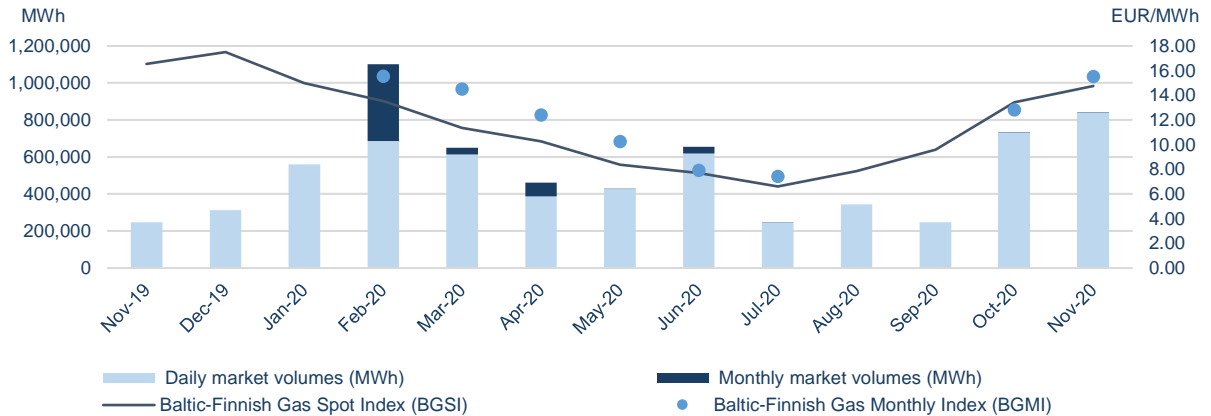
Monthly market					
	Traded volume (MWh)	Number of trades	Lowest price (EUR/MWh)	Highest price (EUR/MWh)	Weighted average price (EUR/MWh)
GET Baltic	900	1	15.50	15.50	15.50
Lithuania	900	1	15.50	15.50	15.50
Latvia-Estonia	-	-	-	-	-
Finland	-	-	-	-	-

**Traded volumes and natural gas prices<sup>1</sup>**

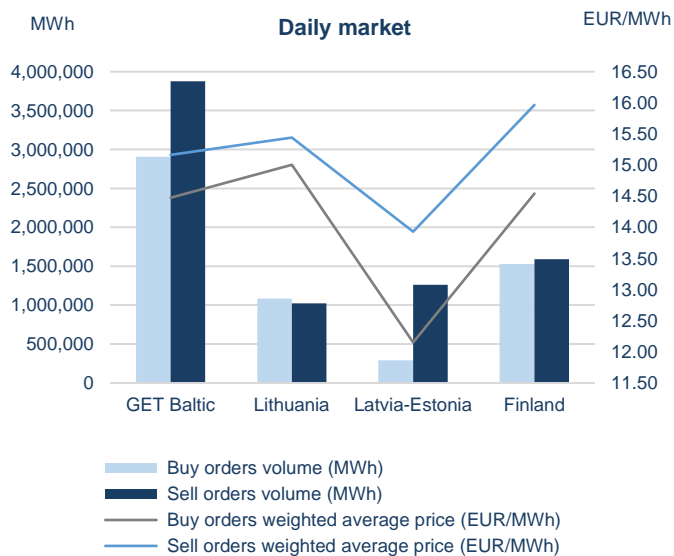


<sup>1</sup> VAT excluded.

## Monthly volumes and natural gas prices<sup>1</sup>




## Volumes of submitted orders and natural gas prices<sup>2</sup>




November - 2020		
Total volumes of submitted orders (MWh)		
Daily market		
	Buy	Sell
GET Baltic	<b>2,905,772</b>	<b>3,875,675</b>
Lithuania	<b>1,085,388</b>	<b>1,023,833</b>
Latvia-Estonia	<b>292,397</b>	<b>1,260,896</b>
Finland	<b>1,527,987</b>	<b>1,590,946</b>
Monthly market		
	Buy	Sell
GET Baltic	<b>78,900</b>	<b>96,000</b>
Lithuania	<b>6,900</b>	<b>6,000</b>
Latvia-Estonia	<b>0</b>	<b>0</b>
Finland	<b>72,000</b>	<b>90,000</b>


## Exchange participants



Exchange participants



Active participants



Exchange participants concluded trades

<sup>1</sup> VAT excluded;

<sup>2</sup> the volumes of submitted orders have been calculated excluding the volumes displayed from other market areas.