


Activity increased in all market areas of the Baltic Gas Exchange

In October 2019 Baltic Gas Exchange GET Baltic traded volume amounted to 207 GWh. In October traded volume increased in all market areas: Lithuanian, Latvian and Estonian. Comparing with September 2019 (108 GWh) traded volume almost doubled, while comparing year on year (33 GWh) – increased even 6 times. Accordingly, in October the volume of submitted orders to buy and to sell natural gas were 3 times bigger comparing with the volume submitted in September. During October all 603 transactions were concluded on a daily market. Orders were submitted by 24 participants and transactions concluded by 20 of them.

Baltic Gas Spot Index (BGSi) which captures daily market gas prices changes in the Baltics, value in October 2019 was 14.54 EUR/MWh and compared to August 2019 (12.58 EUR/MWh), increased by 16%. Exchange participants concluded transactions in Lithuanian market area paid the weighted average price of 14.50 EUR/MWh (↑17%), in Latvian market area – 14.70 EUR/MWh (↑11%), Estonian market area – 14.77 EUR/MWh (↑10%).

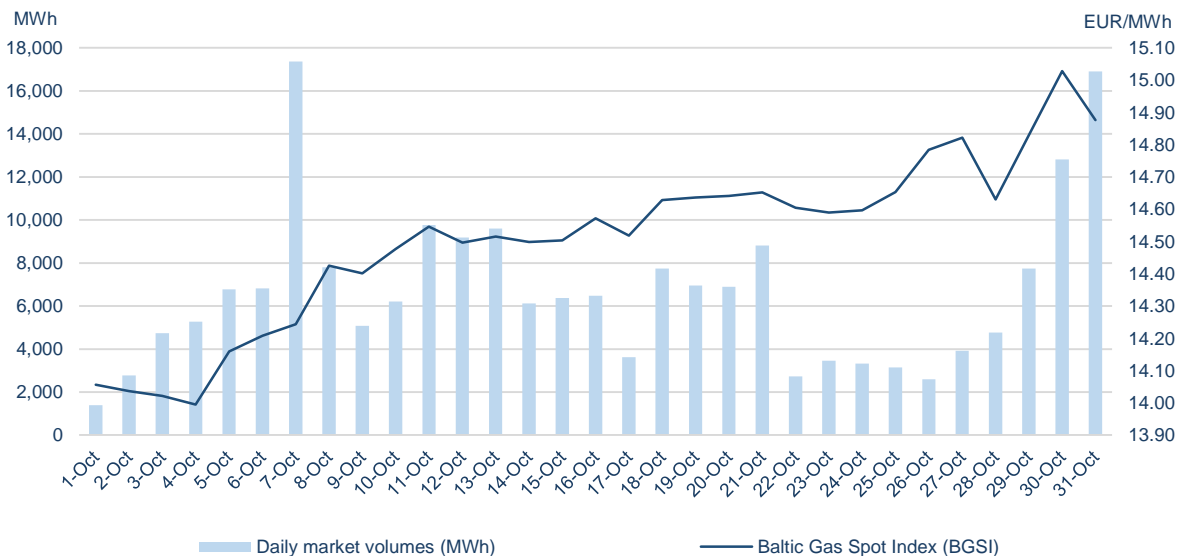


Statistics on trading in the natural gas exchange

Daily market							
	Buy volume traded (MWh)	Sell volume traded (MWh)	Number of buy trades	Number of sell trades	Lowest price (EUR/MWh)	Highest price (EUR/MWh)	Weighted average price (EUR/MWh)
Baltics	207,165	207,165	603	603	13.80	18.00	14.54
Lithuania	167,258	167,284	538	542	13.80	15.70	14.50
Latvia	38,812	39,581	24	43	14.30	17.90	14.70
Estonia	1,095	300	41	18	14.40	18.00	14.77

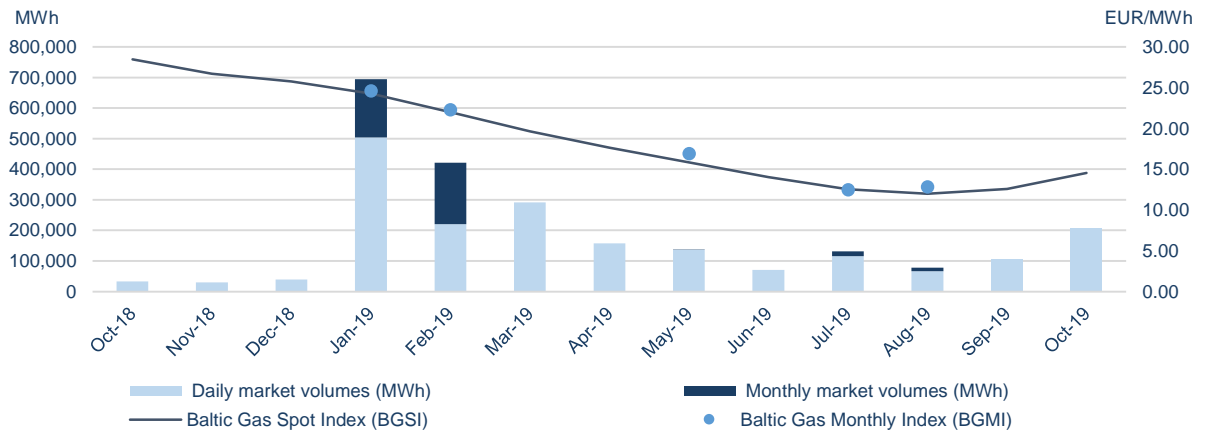
Monthly market							
Transactions were not concluded.							

Traded volumes and natural gas prices ¹

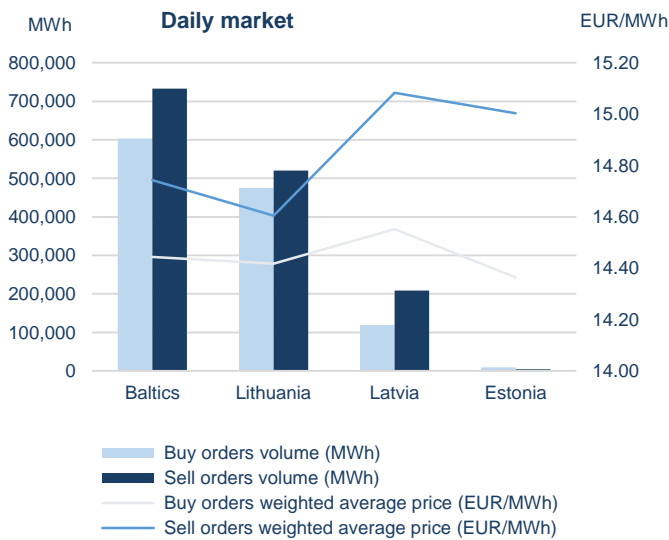


¹ VAT excluded.

Monthly volumes and natural gas prices¹



Volumes of submitted orders and natural gas prices²



October - 2019		
Total number of submitted orders (MWh)		
Daily market		
	Buy	Sell
Baltics	603,423	732,923
Lithuania	475,236	520,667
Latvia	118,895	208,500
Estonia	9,292	3,756
Monthly market		
	Buy	Sell
Baltics	9,300	40,300
Lithuania	9,300	40,300
Latvia	0	0
Estonia	0	0

Exchange participants

75

Exchange participants

24

Active participants

20

Exchange participants concluded trades

¹ VAT excluded;

² the volumes of submitted orders have been calculated excluding the volumes displayed from other market areas.