

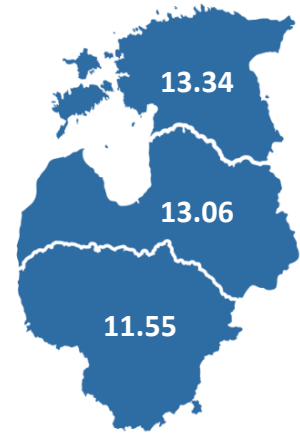
Trading on the natural gas exchange remained active during the last month of summer

In August 2019 Baltic Gas Exchange GET Baltic traded volume amounted to 78 GWh of natural gas. Comparing with July 2019 (132 GWh) traded volume decreased by 40 percent. With the decrease in turnover trading on the exchange remained active. A total of 644 transactions were concluded (July 2019 – 697). Trading for August delivery took place on both - daily (640 transactions were concluded) and monthly (4 transactions were concluded) markets. During August 2019 orders were submitted and transactions concluded by 21 participants.

As individual transactions prices fluctuated between 10.70 EUR/MWh and 14.00 EUR/MWh, Baltic Gas Spot Index (BGSi), which captures daily market gas prices changes in the Baltics, value in August 2019 was 12.00 EUR/MWh – it is the lowest monthly BGSi value in 2019. Compared to July 2019 (12.56 EUR/MWh) it decreased by 4%. Exchange participants concluded transactions in Lithuanian market area paid the weighted average price of 11.55 EUR/MWh (↓7%), in Latvian market area – 13.06 EUR/MWh (↓3%), Estonian market area – 13.24 EUR/MWh (↑2%).

Baltic Gas Monthly Index (BGMI), which captures monthly market gas prices changes in the Baltics, value in August 2019 was 12.80 EUR/MWh.

BGSi¹, EUR/MWh



Statistics on trading in the natural gas exchange

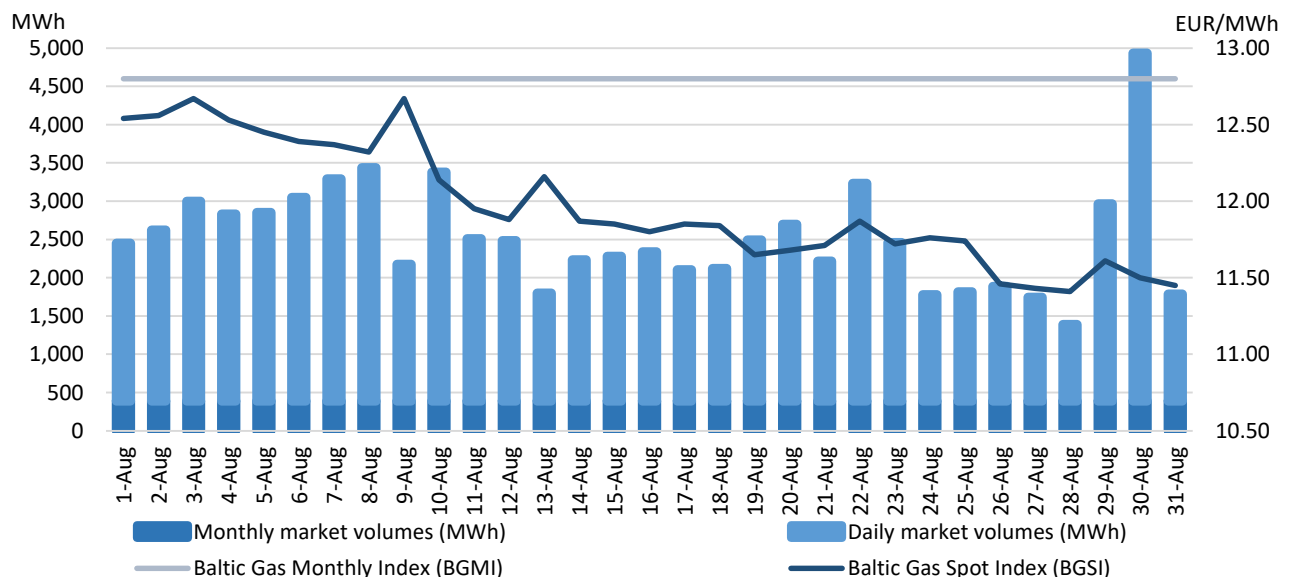
Daily market

	Buy volume traded (MWh)	Sell volume traded (MWh)	Number of buy trades	Number of sell trades	Lowest price (EUR/MWh)	Highest price (EUR/MWh)	Weighted average price (EUR/MWh)
Baltics	66,254	66,254	640	640	10.70	14.00	12.00
Lithuania	45,966	51,088	522	553	10.70	13.00	11.55
Latvia	20,027	15,101	86	75	12.12	13.75	13.06
Estonia	261	65	32	12	12.22	14.00	13.34

Monthly market

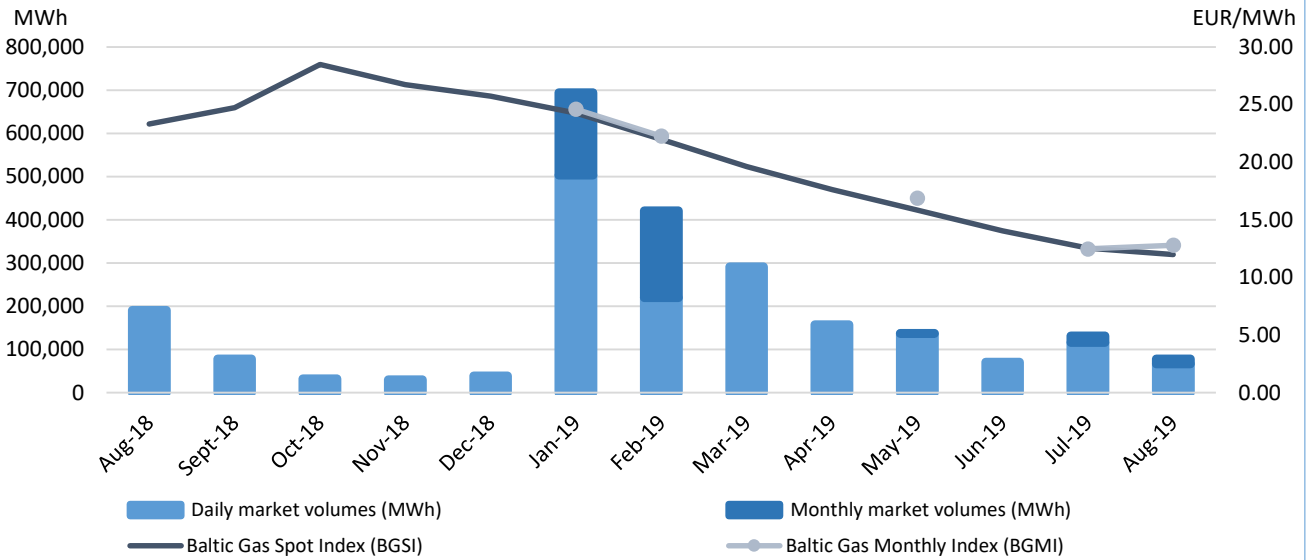
	Traded volume (MWh)	Number of trades	Lowest price (EUR/MWh)	Highest price (EUR/MWh)	Weighted average price (EUR/MWh)
Baltics	12,090	4	11.70	12.90	12.80
Lithuania	12,090	4	11.70	12.90	12.80
Latvia	0	0	-	-	-
Estonia	0	0	-	-	-

Traded volumes and natural gas prices ¹

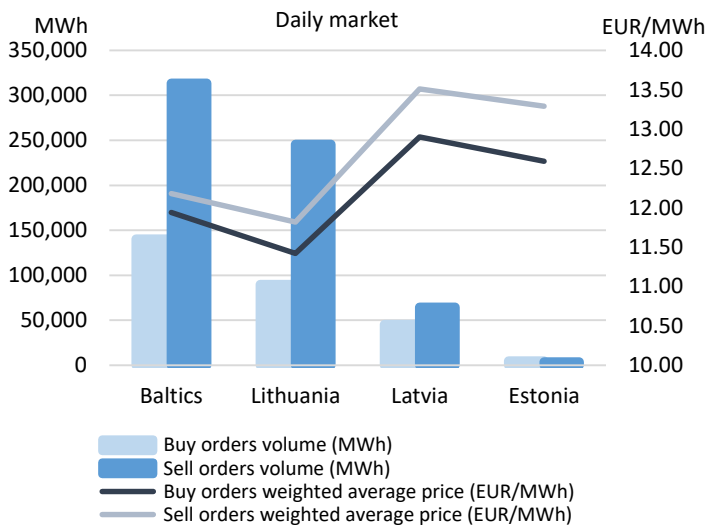


¹ VAT excluded.

Monthly volumes and natural gas prices ¹



Volumes of submitted orders and natural gas prices ²



August - 2019		
Total number of submitted orders (MWh)		
Daily market		
	Buy	Sell
Baltics	140,134	313,603
Lithuania	89,864	245,563
Latvia	45,457	64,340
Estonia	4,813	3,700
Monthly market		
	Buy	Sell
Baltics	19,220	111,600
Lithuania	19,220	111,600
Latvia	0	0
Estonia	0	0

Exchange participants

77

Exchange participants

21

Active participants

21

Exchange participants concluded trades

¹ VAT excluded;

² the volumes of submitted orders has been calculated excluding the volumes displayed from other market areas.

Ieva Rudinskaitė

Trading Operations Manager

Tel. +370 682 07355

ieva.rudinskaite@getbaltic.com

www.getbaltic.com