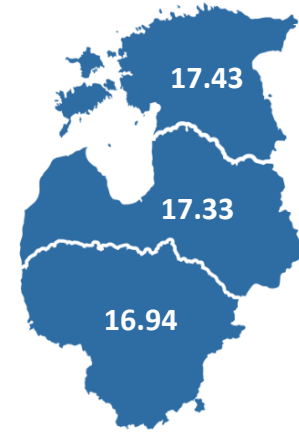


Latvian and Estonian market areas began their operation – GET Baltic became regional trading platform

From 1 July, the market areas established by UAB GET Baltic in Latvia and Estonia began their operations. Besides becoming a regional trading platform, the Company took an important step – started providing short-term cross-border implicit capacity allocation services to the natural gas transmission system operators of the Baltic States.

In July 2017 the trading volumes on the Baltic gas exchange amounted to 78,663 MWh and was higher almost 100 times compared to the same period last year (814 MWh). In comparison the trading volumes in June 2017 reached 54 MWh. In July 2017 the value of the Baltic Gas Spot Index (BGSi), which captures natural gas prices in the Baltics was 16.94 EUR/MWh. The trades executed on the Lithuanian market area had the highest impact on the index calculation. The opportunity to buy natural gas on the exchange was also used by exchange participants in Latvia and Estonia by fulfilling their first transactions. 1 trade for 1 MWh was concluded in Latvian market area, meanwhile participants in the Estonian market area concluded 4 trades and purchased 145 MWh of natural gas.

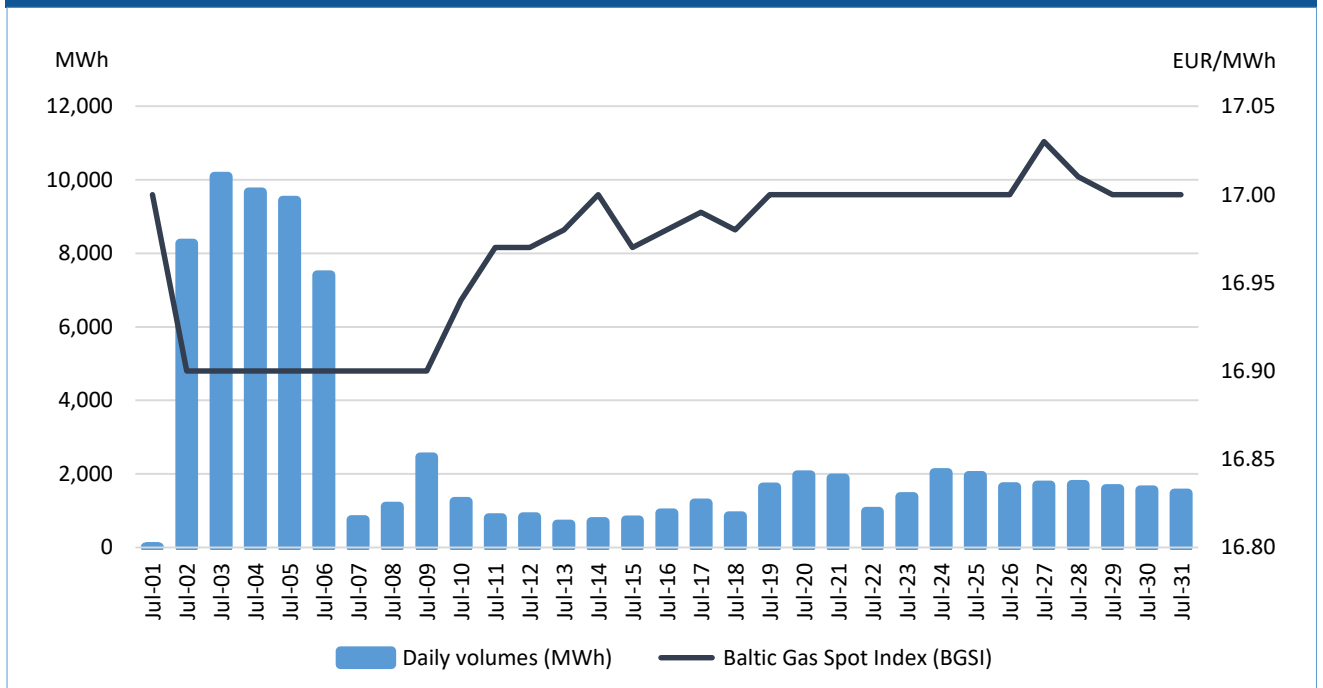
Prices of natural gas in the Baltics ¹, EUR/MWh



Statistics on trading in the natural gas exchange

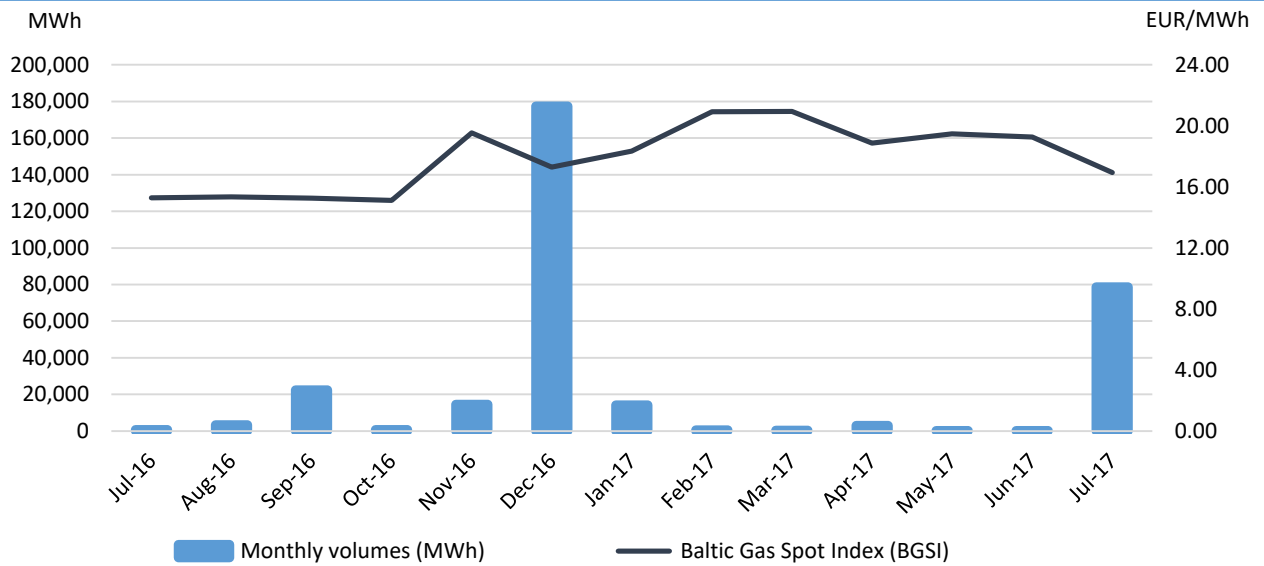
	Buy volume traded (MWh)	Sell volume traded (MWh)	Number of buy trades	Number of sell trades	Lowest price (EUR/MWh)	Highest price (EUR/MWh)	Weighted average price (EUR/MWh)
Baltics	78,663	78,663	153	153	16.90	17.43	16.94
Lithuania	78,517	78,663	148	153	16.90	17.00	16.94
Latvia	1	0	1	0	17.33	17.33	17.33
Estonia	145	0	4	0	17.42	17.43	17.43

Daily volumes and natural gas prices ¹

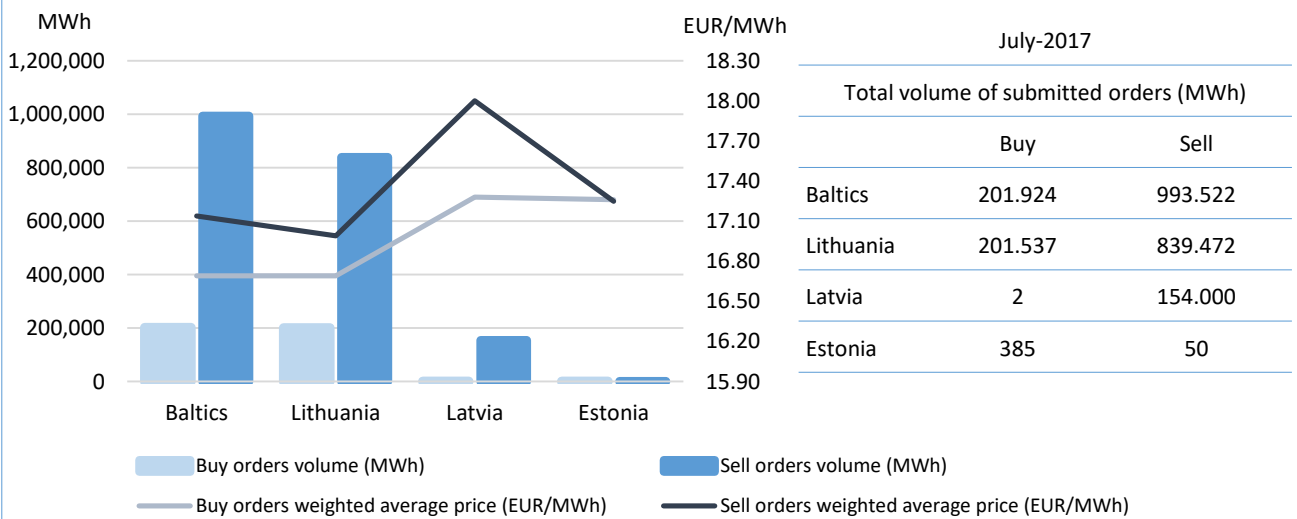


¹ VAT excluded.

Monthly volumes and natural gas prices ²



Volumes of submitted orders and natural gas prices ³



Exchange participants

64

Exchange participants

9

Active participants

2

Newly registered exchange participants - AS Eesti Gaas, Verum Plus AG

¹ VAT excluded.

² until 30th of July 2017 traded volumes and weighted average price includes only Lithuanian market area data.

³ the volumes of submitted orders has been calculated excluding the volumes displayed from other market areas.

Ieva Stasionytė

Trading Analyst

Tel. +370 5 265 8636

ieva.stasionyte@getbaltic.com

www.getbaltic.com