

TRADING DATA ON THE NATURAL GAS EXCHANGE

FULFILLED DEALS AND OTHER TRADING DATA

Natural Gas Prices on the GET Baltic Exchange (by the trading contracts)

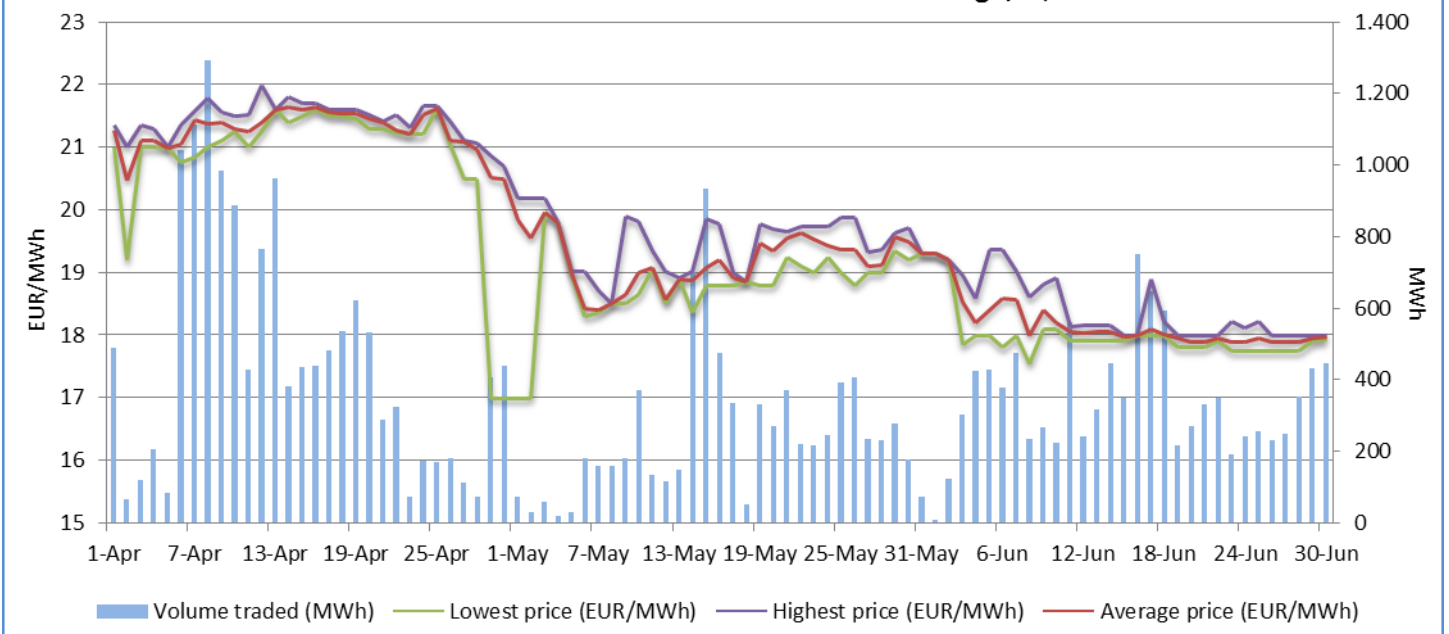
	Q2 2014	2015 April	2015 May	2015 June	Q2 2015	Q2 2015 compared with Q2 2014
Turnover (thou. EUR) ¹	10,422.75	300.78	145.34	187.04	633.16	-9,789.59
Average price (EUR/MWh) ¹	28.94	21.34	19.16	18.11	19.78	-9.16
Lowest price (EUR/MWh) ¹	27.79	17.00	17.00	17.55	17.00	-10.79
Highest price (EUR/MWh) ¹	33.39	21.99	20.17	19.35	21.99	-11.40

¹ VAT excluded

Trading Volumes on the GET Baltic Exchange (by the trading contracts)

	Q2 2014	2015 April	2015 May	2015 June	Q2 2015	Q2 2015 compared with Q2 2014
Turnover (MWh)	360,187	14,096	7,584	10,328	32,008	-328,179
Number of deals	185	145	111	124	380	195
Highest volume of fulfilled deals (MWh)	14,836	620	345	380	620	-14,216
Lowest volume of fulfilled deals (MWh)	10	1	1	2	1	-9
Average volume of fulfilled deals (MWh)	1,947	97.21	68.32	83.29	84.23	-1,863

Information on Fulfilled Deals on the GET Baltic Exchange, Q2 of 2015



IMPORTANT: the historical information of 2014 is provided after recalculation by using the higher heating value 10.41 MWh/thou.m³ as well with the irrevocable Euro and Litas exchange rate (1 EUR=3.45280 LTL).

Volume Data of Submitted Orders on the GET Baltic Exchange (by the trading contracts)

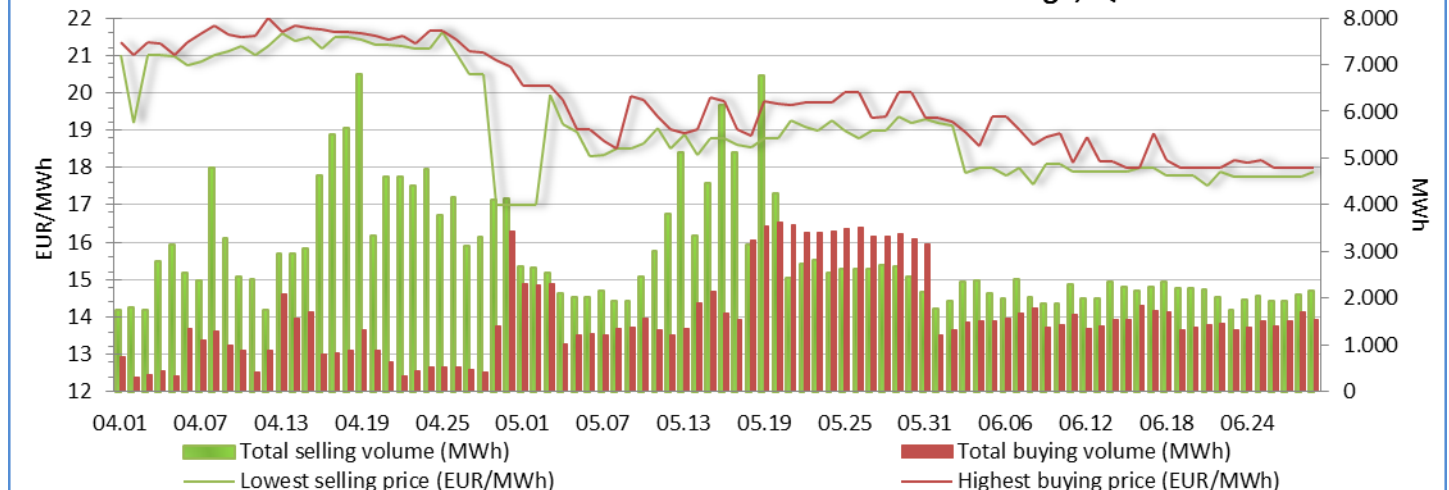
	Q2 2014	2015 April	2015 May	2015 June	Q2 2015	Q2 2015 compared with Q2 2014
Total volume of orders for buying MWh ²	435,330	27,898	74,782	45,104	147,784	-287,546
Total volume of orders for selling MWh ²	829,771	106,758	96,013	62,891	265,662	-564,109

Price Data of Submitted Orders on the GET Baltic Exchange (by the trading contracts)

	Q2 2014	2015 April	2015 May	2015 June	Q2 2015	Q2 2015 compared with Q2 2014
Average price of orders to buy (EUR/MWh) ²	29.34	19.89	16.09	16.07	16.80	-12.54
Average price of orders to sell (EUR/MWh) ²	30.49	21.62	19.83	19.10	20.38	-10.11

² All submitted commissions are summed up, regardless of their fulfilment

Information on Submitted Orders on the GET Baltic Exchange, Q2 of 2015



REVIEW OF TRADE ON GAS EXCHANGE

The trade turnover for the second quarter was 32 GWh of natural gas with a value of 633,17 thou. EUR. The total amount of deals carried out on the Exchange was 380, more than twice as much comparing with the same time period last year. It should be noted that deals to buy or sell gas were concluded for each natural gas day for the second consecutive quarter.

The average price of natural gas on the Exchange was 19.78 EUR/MWh, which is 9.16 EUR or 46.31% lower in comparison with the same period in 2014, when it was 28.94 EUR/MWh. The highest price for a fulfilled deal was 21.99 EUR/MWh and it was executed on 12th of April. The lowest price for fulfilled deals was 17 EUR/MWh and this price stood at the same level for four consecutive days from 29th of April to 2nd of May. The difference between the highest and the lowest price of fulfilled deals was 4.99 EUR. Significant price changes were influenced by

the signed agreements in 2014 between natural gas suppliers and gas supplying company OAO Gazprom for around 20% lower import gas price. Another equally important reason for lower gas prices could be the decline in the alternative fuel prices. Oil products prices declined for the last twelve months. In June 2015, the price of 1% fuel oil was 322.07 USD/ton, while during the same time period in 2014 the price for the mentioned product was almost two times higher and reached 631.73 USD/ton. The price for gasoil 0.1% fluctuated at more moderate level. In June 2015 it was 572.99 USD/ton, while in 2014, during the same time period the fuel price was 909.36 USD/ton. It has been forecasted that prices of the mentioned oil products should remain at the similar level for the upcoming 6 months. The US dollar's appreciation against the Euro stopped the further decline of gas price. On the 30th of June in 2015 the exchange rate of the Euro and the

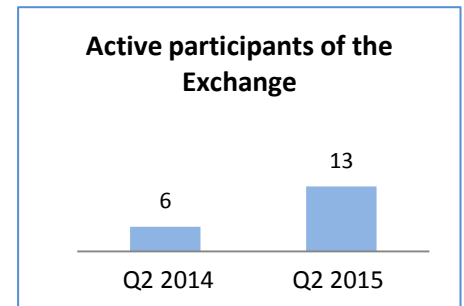
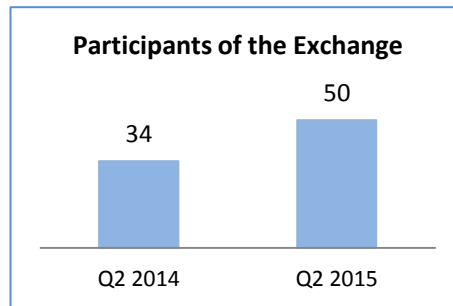
US dollar was 1.1189 EUR/USD, while on June in 2014 exchange rate was 1.3658 EUR/USD. Comparing with the previous periods, in the second quarter of 2015 the average volume of fulfilled deals decreased to 84 MWh. The lowest volume of a fulfilled deal was 1 MWh and the highest volume of a fulfilled deal was 620 MWh. However, increased numbers of concluded transactions and higher levels of activity among participants indicate that during this quarter trading on the Exchange happened for balancing purposes. The total volume of submitted orders to buy was 147,784 MWh, while the total volume of submitted orders to sell – 265,662 MWh.

At the end of the second quarter of 2015 there were 50 participants registered on the GET Baltic gas exchange. Recently, the consumers of the Estonia's gas market showed interest in the participation of GET Baltic gas exchange.

PARTICIPANTS OF THE EXCHANGE

During the second quarter of 2015 - two new participants joined the Exchange. In total there are 50 participants registered on the Exchange. To review the list of participants of GET Baltic gas Exchange please click on this [link](#).

During the second quarter of 2015 there were 13 active participants who submitted orders to buy/to sell or (and) entered into transactions to buy/to sell.



Exchange Participants registered during the second quarter of 2015:

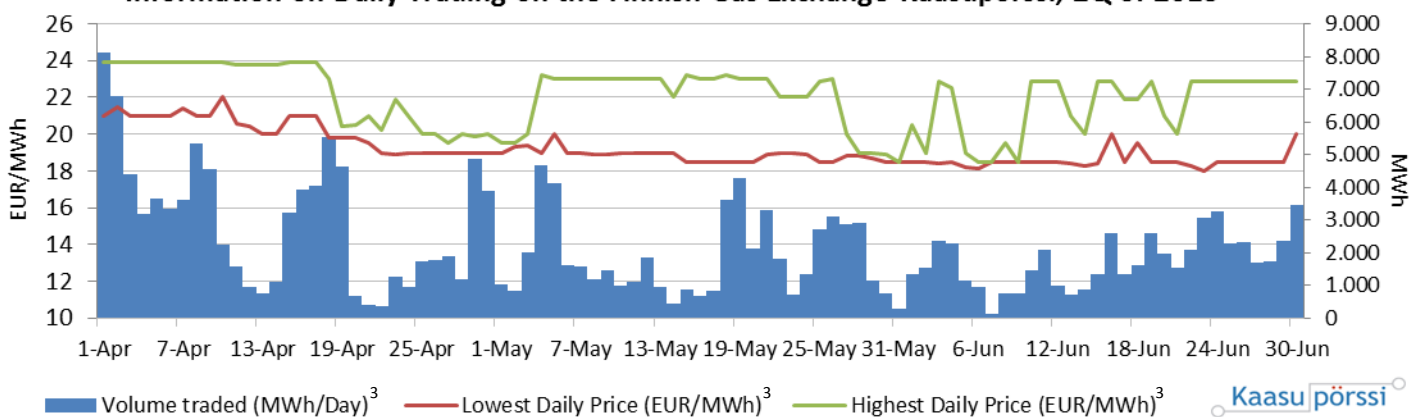
Baltic Energy Services, UAB

Balterma ir ko, UAB

TRADING DATA ON THE FINNISH GAS EXCHANGE

UAB GET Baltic together with the Finnish Natural Gas Exchange Kaasupörssi Oy is developing the regional gas exchange project. therefore the information about trading on the Finnish Natural Gas Exchange will be provided in these periodic reports.

Information on Daily Trading on the Finnish Gas Exchange Kaasupörssi, 2Q of 2015



³Taxes and costs of gas transmission are excluded

TRADING ACTIVITY IN THE FINNISH GAS EXCHANGE KAASUPÖRSSI

KEY FACTS ABOUT KAASUPÖRSSI:

Activity: Finnish Natural Gas Exchange

Start of activity: from 2001

Trading platform: same as GET Baltic's

Number of participants: 27

Traded volume in 2014: 1.90 TWh (204 mln. m³)

In the second quarter of 2015 trading in the Finnish gas exchange Kaasupörssi was not as active as was expected mainly due to the low market price of the electricity especially in May and June. The trading volume in the second quarter of 2015 was 200 GWh, while in the same time period last year traded volume reached 295 GWh. The energy unit is

expressed here as the lower heating value of natural gas.

The trading volume in the first half of 2015 was 470 GWh, meanwhile in the same time period of 2014 the traded volume was 1,162 GWh. The volume of Kaasupörssi's trade amounted to about 3% of the total gas usage in Finland. The value of the trade was 11 million EUR compared to 35 million EUR in the first half of 2014. This year the winter was exceptionally warm in Finland, which is the main reason for the low trading volume in Kaasupörssi in the first half of 2015.

The number of trades in total was 36,000 (200 trades per day in average), with a 29% decrease

compared to the same period last year (51,000 in the first half of 2014).

The lowest price during the second quarter of 2015 in Kaasupörssi was 18.00 EUR/MWh and the highest price reached 23.90 EUR/MWh. The weighted average price of all the trades was 21.14 EUR/MWh. In Finland, the gas lower heating value is used, where as in Lithuania the higher heating value is used. The difference between the heating values is around 10%, whereby 10% must be added to the Lithuanian MWh prices of gas to make them comparable with the Finnish gas prices.

Source: Finnish Gas Exchange - Kaasupörssi Oy

If you want to subscribe Reports of Trade on Natural Gas Exchange. you can do this on the web page www.getbaltic.lt on the section "Subscribe!".