

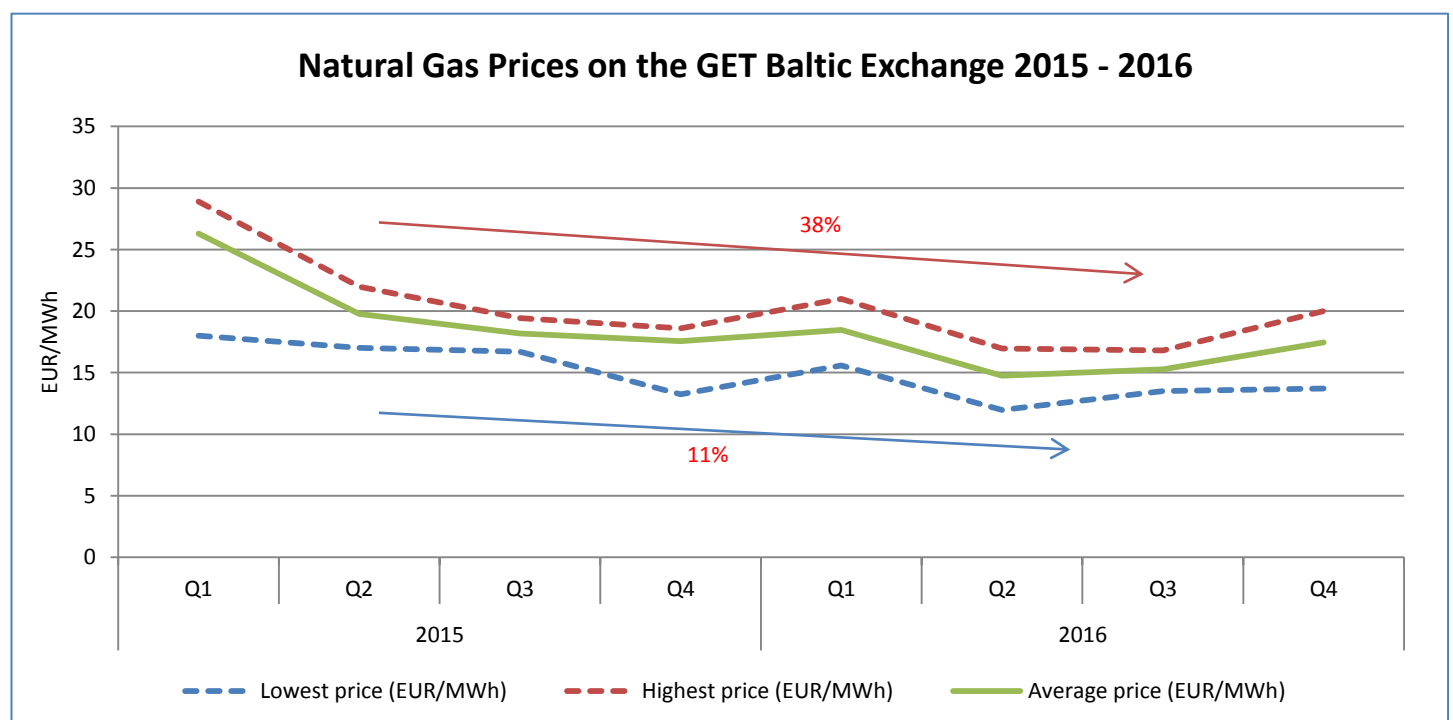
TRADING DATA ON THE NATURAL GAS EXCHANGE

FULFILLED TRANSACTIONS AND OTHER TRADING DATA

Natural Gas Prices on the GET Baltic Exchange (by the trading contracts)						
	Q4 2015	2016 October	2016 November	2016 December	Q4 2016	Q4 2016 compared to Q4 2015
Turnover (thou. EUR) ¹	2,189.96	11.66	285.48	3,069.37	3,366.52	1,176.56
Highest price (EUR/MWh) ¹	18.60	17.00	20.00	18.50	20.00	1.40
Lowest price (EUR/MWh) ¹	13.25	13.70	17.50	15.00	13.70	0.45
Average price (EUR/MWh) ¹	17.57	15.12	19.55	17.30	17.46	-0.11

	Total 2015	Q1 2016	Q2 2016	Q3 2016	Q4 2016	Total 2016
Turnover (thou. EUR) ¹	15,639.52	1,380.25	69.85	407.92	3,366.52	5,224.54
Highest price (EUR/MWh) ¹	28.90	21.00	16.96	16.80	20.00	21.00
Lowest price (EUR/MWh) ¹	13.25	15.59	11.97	13.51	13.70	11.97
Average price (EUR/MWh) ¹	23.96	18.46	14.74	15.27	17.46	17.47

¹ VAT excluded

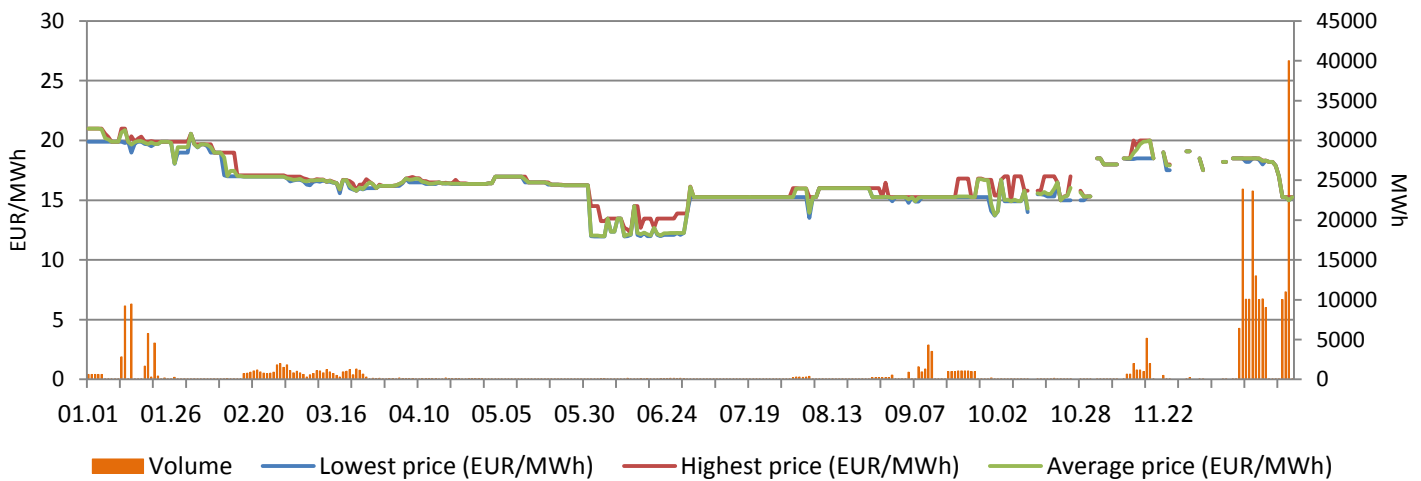


Trading Volumes on the GET Baltic Exchange (by the trading contracts)

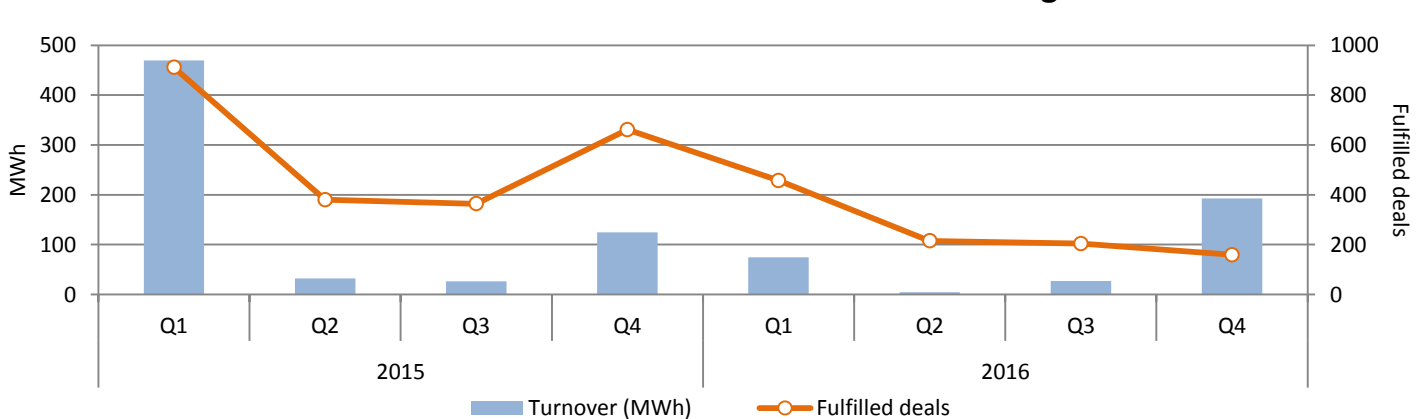
	Q4 2015	2016 October	2016 November	2016 December	Q4 2016	Q4 2016 compared to Q4 2015
Turnover (MWh)	124,623	771	14,603	177,384	192,758	68,135
Number of transactions	661	54	58	47	159	-502
Highest volume of fulfilled transactions (MWh)	4,495	118	1,645	40,000	40,000	35,505
Lowest volume of fulfilled transactions (MWh)	1	1	1	3	1	0
Average volume of fulfilled transactions (MWh)	189	14	252	3,774	1,212	1,023

	Total 2015	Q1 2016	Q2 2016	Q3 2016	Q4 2016	Total 2016
Turnover (MWh)	652,278	74,789	4,740	26,711	192,758	298,998
Number of transactions	2,316	457	215	204	159	1,035
Highest volume of fulfilled transactions (MWh)	7,003	5,000	100	1,000	40,000	40,000
Lowest volume of fulfilled transactions (MWh)	1	1	1	1	1	1
Average volume of fulfilled transactions (MWh)	282	164	22	131	1,212	289

Information on Natural Gas Volumes and Prices on the GET Baltic Exchange of 2016



Information on Fulfilled Transactions on GET Baltic Exchange of 2015-2016



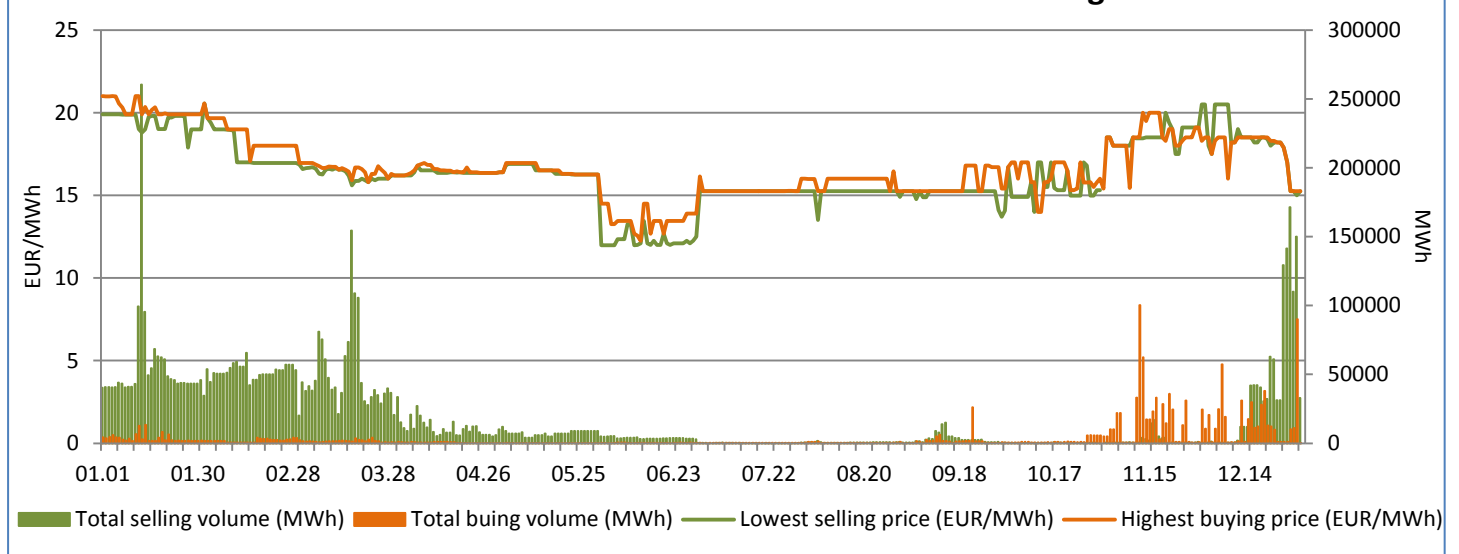
Volume Data of Submitted Orders on the GET Baltic Exchange (by the trading contracts)

	Total 2015	2016 Q1-Q4	2016 October	2016 November	2016 December	Q4 2016	Total 2016	Q4 2016 compared to Q4 2015
Total volume of orders to buy (MWh) ²	1,247,423	347,685	49,971	518,383	491,478	1,059,832	1,407,517	160,094
Total volume of orders to sell (MWh) ²	2,276,842	5,606,648	12,108	60,072	1,196,010	1,274,190	6,880,838	4,603,996

Price Data of Submitted Orders on the GET Baltic Exchange (by the trading contracts)

	Total 2015	2016 Q1-Q4	2016 October	2016 November	2016 December	Q4 2016	Total 2016	Q4 2016 compared to Q4 2015
Average price of orders to buy (EUR/MWh) ²	21.19	15.93	14.92	15.82	15.84	15.79	15.83	-5.36
Average price of orders to sell (EUR/MWh) ²	22.80	18.68	17.58	19.95	17.80	17.91	18.54	-4.26

Information on Submitted Orders on the GET Baltic Exchange in 2016



REVIEW OF TRADE ON THE GAS EXCHANGE

In year 2016, the turnover of natural gas was about 299 GWh with a value of more than 5 million EUR. 64% of total volume of year 2016 was traded in Q4, meanwhile trades in Q3 accounted for 9% of the total annual volume, 2% in Q2 and 25% in Q1. Trading volume in year 2016 decreased by 353 GWh compared to year 2015 as well as the number of fulfilled transactions (by 55%). In total 1,035 transactions were carried out on the Exchange in 2016, whereas in year 2015 it was 2,316. The

lowest volume of fulfilled transaction in year 2016 was 1 MWh and the highest volume of fulfilled transaction was 40,000 MWh.

Over the discussed period the weighted average price decreased by 27%. The weighted average price of fulfilled transactions in Q4, 2016 was 17.46 EUR/MWh, which decreased by 0.11 EUR or 0.6% compared to Q4 2015 (17.57 EUR/MWh). In 2016 the highest price of fulfilled transactions was 21.00 EUR/MWh executed on 1 January, while the lowest price

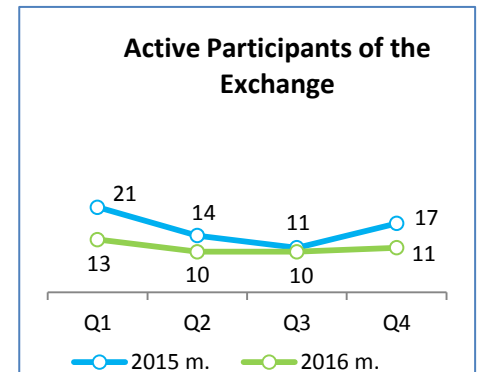
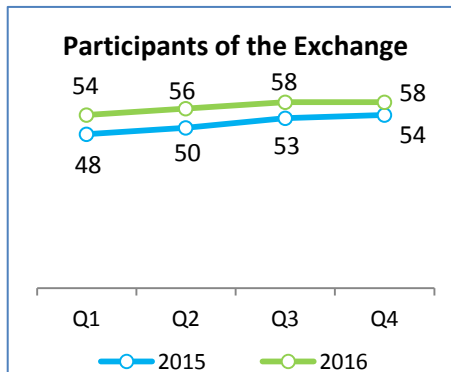
of fulfilled transactions was 11.97 Eur/MWh executed on 2-6 June. The highest fulfilled transaction price was 27%, and lowest 10% lower compared to year 2015.

It should be noted that the demand of natural gas on the Exchange was more than four times lower than the supply of natural gas in year 2016. The volume of submitted orders to buy was 1,408 GWh, while the volume of submitted orders to sell was 6,881 GWh.

PARTICIPANTS OF THE EXCHANGE

During the year 2016, 4 new participants joined the Exchange. In total there are 58 participants registered on the Exchange. To review the list of participants of GET Baltic gas exchange please click on this [link](#).

During the year 2016 there were 15 active participants who submitted orders to buy/sell or (and) entered into transactions to buy/sell.



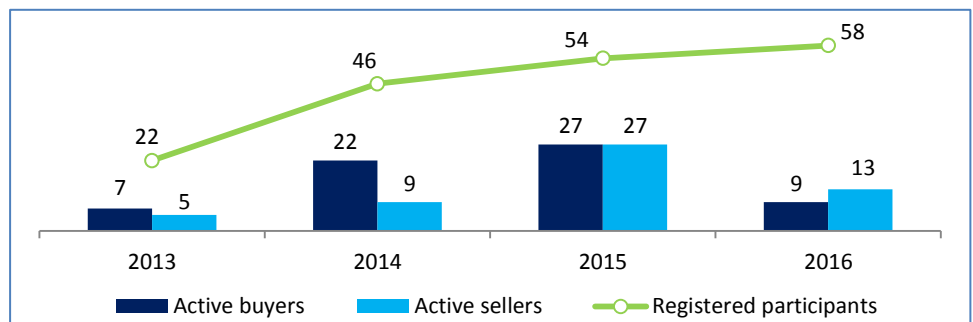
Exchange participants registered in 2016

Ltd. "AJ Power"

JSC "Latvias Gaze"

"Elektrum Lietuva", UAB

UAB "Pakruojo šiluma"



If you want to subscribe Reports of Trade on Natural Gas Exchange, you can do this on the web page www.getbaltic.lt, on the section "Subscribe!".