

## TRADING DATA ON THE NATURAL GAS EXCHANGE

### FULFILLED TRANSACTIONS AND OTHER TRADING DATA

Natural Gas Prices on the GET Baltic Exchange (by the trading contracts)

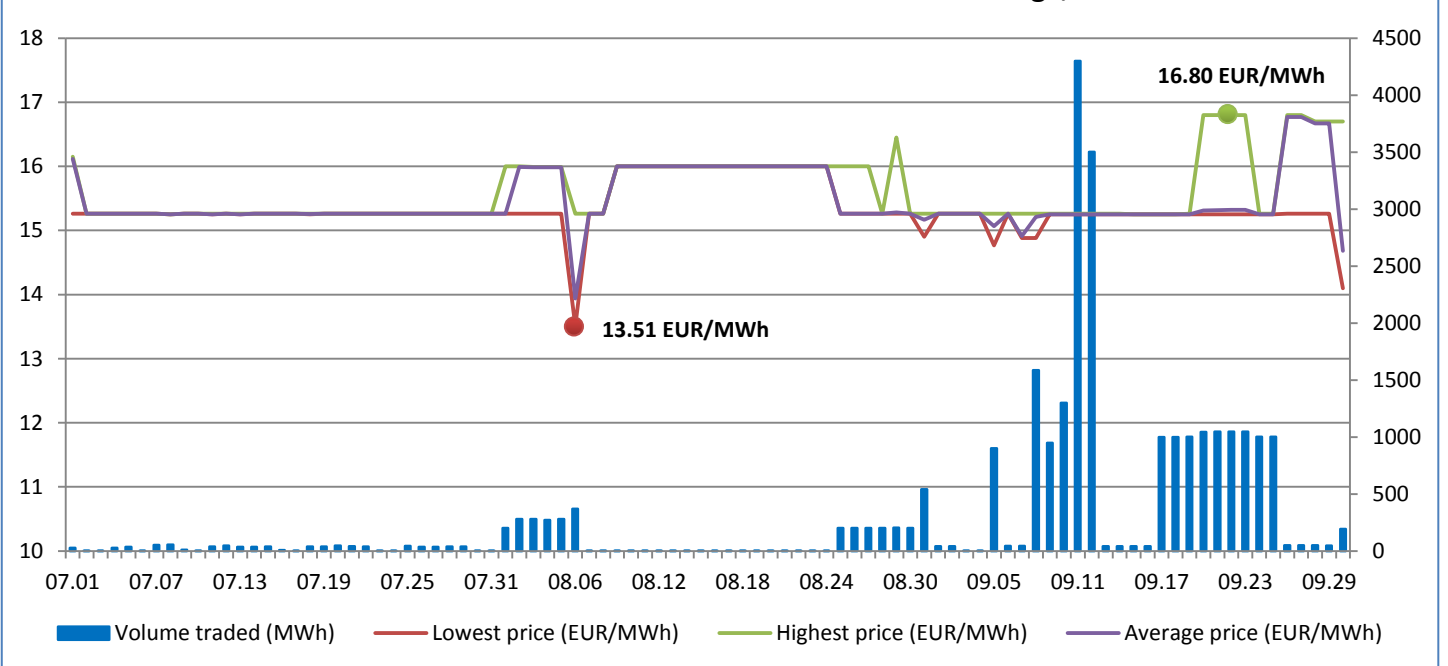
	Q3 2015	2016 July	2016 August	2016 September	Q3 2016	Q3 2016 compared to Q3 2015
Turnover (thou. EUR) <sup>1</sup>	478.66	12.44	52.91	342.57	407.92	-70.74
Highest price (EUR/MWh) <sup>1</sup>	19.44	16.15	16.45	16.80	16.80	-2.64
Lowest price (EUR/MWh) <sup>1</sup>	16.70	15.25	13.51	14.10	13.51	-3.19
Average price (EUR/MWh) <sup>1</sup>	18.17	15.29	15.34	15.26	15.27	-2.90

<sup>1</sup> VAT excluded

Trading Volumes on the GET Baltic Exchange (by the trading contracts)

	Q3 2015	2016 July	2016 August	2016 September	Q3 2016	Q3 2016 compared to Q3 2015
Turnover (MWh)	26,344	814	3,448	22,449	26,711	367
Number of transactions	364	55	49	100	204	-160
Highest volume of fulfilled transactions (MWh)	450	53	280	1,000	1,000	550
Lowest volume of fulfilled transactions (MWh)	1	1	1	1	1	0
Average volume of fulfilled transactions (MWh)	72	15	70	224	131	59

Information on Fulfilled Transactions on the GET Baltic Exchange, Q3 2016 m.



**Volume Data of Submitted Orders on the GET Baltic Exchange (by the trading contracts)**

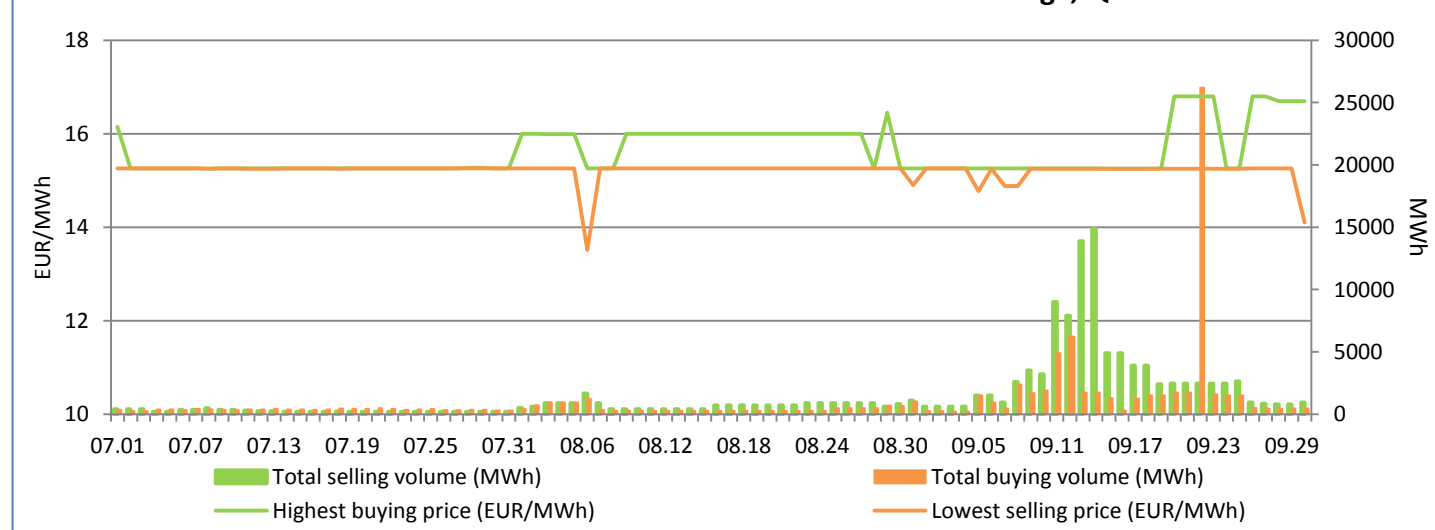
	Q3 2015	2016 July	2016 August	2016 September	Q3 2016	Q3 2016 compared to Q3 2015
Total volume of orders to buy MWh <sup>2</sup>	125,665	11,396	14,417	66,624	92,437	-33,228
Total volume of orders to sell MWh <sup>2</sup>	125,690	7,894	22,398	100,565	130,857	5,167

**Price Data of Submitted Orders on the GET Baltic Exchange (by the trading contracts)**

	Q3 2015	2016 July	2016 August	2016 September	Q3 2016	Q3 2016 compared to Q3 2015
Average price of orders to buy (EUR/MWh) <sup>2</sup>	17.18	12.54	13.81	14.65	14.26	-2.92
Average price of orders to sell (EUR/MWh) <sup>2</sup>	18.70	15.37	15.66	15.66	15.64	-3.06

<sup>2</sup> All submitted orders are summed up, regardless of their fulfilment.

**Information on Submitted Orders on the GET Baltic Exchange, Q3 2016**



**REVIEW OF TRADE ON THE GAS EXCHANGE**

In Q3 2016, the turnover of natural gas was 26,711 MWh with a value of 408 thous. EUR. For the comparison in Q3 of 2015 the turnover was 26,344 MWh with a value of more than 478 thous. EUR. In total, during the Q3 2016, 204 transactions were carried out on the Exchange. It should be noted that transactions have been concluded continuously for each natural gas delivery day from the beginning of year 2015 until now.

Increased demand of natural gas and natural gas shortage which formed in the

corresponding period in September had the biggest impact on trading in the Exchange. In Q3 2016 total volume of submitted orders to sell was 130,857 MWh which is 4.11 % higher compared to Q3 2015. Meanwhile, the overall volume of submitted orders to buy, decreased by 26.44% compared with the Q3 2015 and was equal to 92,437 MWh.

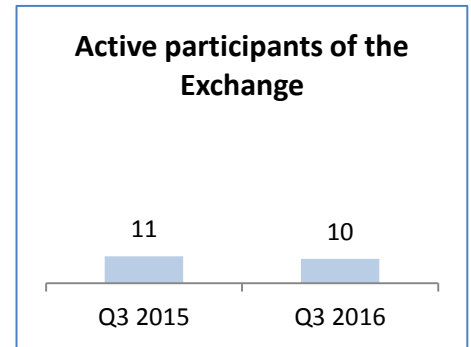
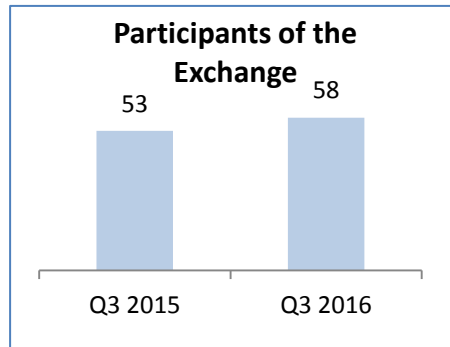
The weighted average price of fulfilled transactions in Q3 2016 was 15.27 EUR/MWh, which is 2.90 EUR, or 16 % lower compared to the comparable period when the weighted average price was

18.17 EUR/MWh. The highest price of fulfilled transactions in the analysed period was 16.80 EUR/MWh executed on 20 - 23 of September, while the lowest price of fulfilled transactions was 13.51 EUR/MWh executed on 6 of August. Comparing Q3 2016 average volume of fulfilled transactions with previous periods, it increased by 82 % and was equal to 131 MWh. The lowest volume of fulfilled transactions was 1 MWh and the highest 1000 MWh.

## PARTICIPANTS OF THE EXCHANGE

During Q3 2016 two new participants joined the Exchange. In total 58 participants have been registered from all three Baltic countries. To review the list of participants of GET Baltic gas exchange please click on this [link](#).

During Q3 2016 there were 10 active participants who submitted orders to buy/sell or (and) entered into transactions to buy/sell.



### Exchange Participants registered during the third quarter of 2016:

"Elektrum Lietuva", UAB

UAB "Pakruojo šiluma"

## IMPORTANT EVENTS

### GET BALTIC OFFERS SERVICES FOR CONDUCTING AN AUCTION

On 11 of August, 2016 National Commission for Energy Control and Prices (NCC) aligned The Regulation for Conduction of an Auction for Realization of the Surplus of the Required Volume of the LNG Terminal prepared by GET Baltic as well as Pricing of Services for Conducting an Auction applicable for designated supplier.

Currently, GET Baltic is ready to organize the auction by collecting auction documentation and auction

bids by registered mail and from 30 of November 2016 GET Baltic will be ready to collect all the auction documentation and auction bids via electronic auction portal.

For creation of electronic auction portal GET Baltic has chosen one of the largest IT service suppliers in the Baltic countries – UAB „Tieto Lietuva“. The first auction will be organized as soon as GET Baltic will receive a request from designated supplier (UAB LITGAS). All eligible entities who want to buy whole or part of the LNG terminal surplus volume will be able to participate in the auction.

### DATA REPORTING TO ACER SERVICE INFORMATION

In Q3 2016 GET Baltic on full extent started to provide data for Agency for the Cooperation of Energy Regulators (ACER) of electricity and natural gas market participants bilateral contracts and cargo unloading and reloading at the LNG facilities data. This service was ordered by 26 electricity and natural gas market participants, 2 of which is registered in Estonia and Norway.

If you want to subscribe Reports of Trade on Natural Gas Exchange, you can do this on the web page [www.getbaltic.lt](http://www.getbaltic.lt), on the section "Subscribe!".