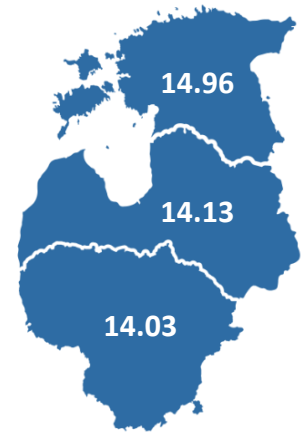


Daily market prices track downward trend

In June 2019 the Baltic Gas Exchange GET Baltic continues to follow downward movement of natural gas prices. As the natural gas prices declined for the eight consecutive months, the lowest average price has been recorded since the July 2016. Average price slipped back below 15 EUR/MWh. Individual transactions were concluded in the range between 13.20 EUR/MWh and 15.35 EUR/MWh. As the price dropped to record lows, concluding 645 transactions, 71 GWh of natural gas changed hands during June 2019. Comparing month on month all traded volume decreased by 49% (May 2019 - 138 GWh). In June, all transactions were concluded on a daily market. During June 2019 orders were submitted and transactions concluded by 23 participants (May 2019 – 22).

Baltic Gas Spot Index (BGSi) which captures daily market gas prices changes in the Baltics, value in June 2019 was 14.05 EUR/MWh and compared to May 2019 (15.84 EUR/MWh) decreased by 11%. Exchange participants concluded transactions in Lithuanian market area paid the weighted average price of 14.03 EUR/MWh (↓11%), in Latvian market area – 14.13 EUR/MWh (↓12%), Estonian market area – 14.96 EUR/MWh (↓9%).

BGSi¹, EUR/MWh



Statistics on trading in the natural gas exchange

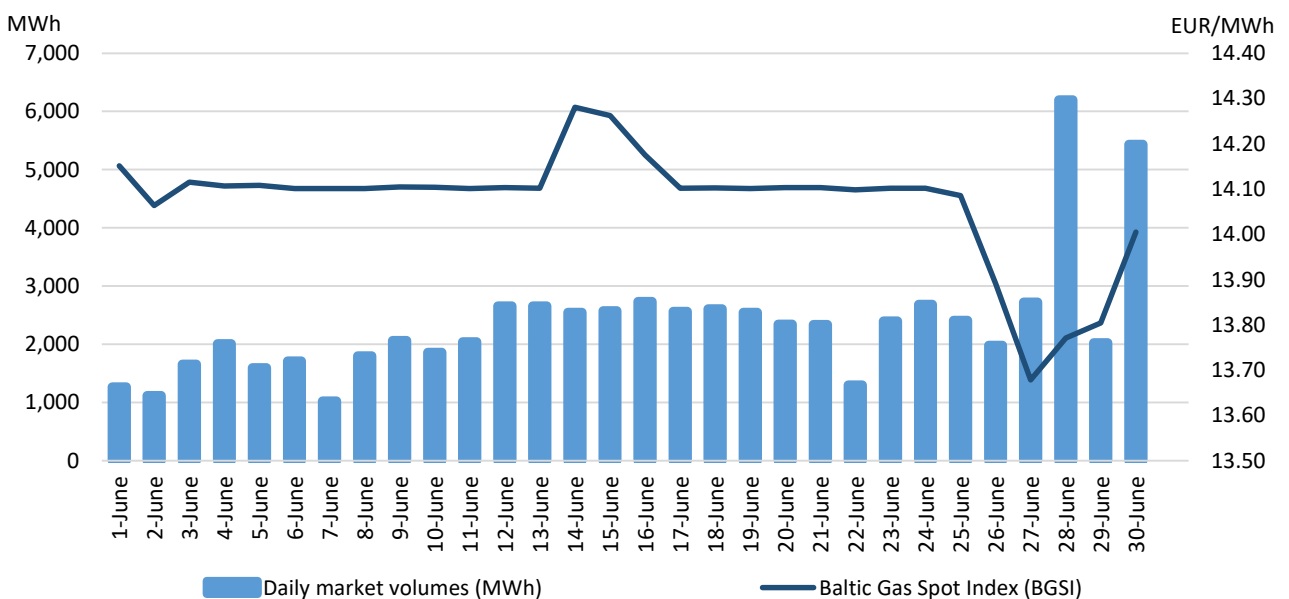
Daily market

	Buy volume traded (MWh)	Sell volume traded (MWh)	Number of buy trades	Number of sell trades	Lowest price (EUR/MWh)	Highest price (EUR/MWh)	Weighted average price (EUR/MWh)
Baltics	70,826	70,826	645	645	13.20	15.35	14.05
Lithuania	66,182	70,738	610	625	13.20	15.15	14.03
Latvia	4,520	0	5	0	14.04	14.84	14.13
Estonia	124	88	30	20	14.90	15.35	14.96

Monthly market

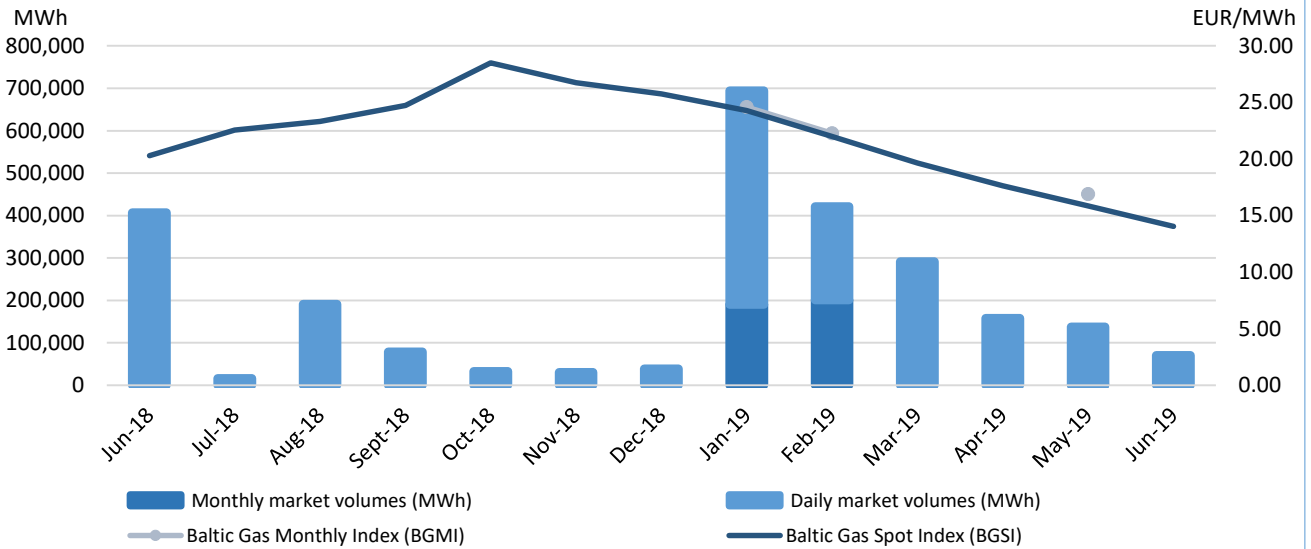
Transactions were not concluded.

Traded volumes and natural gas prices ¹

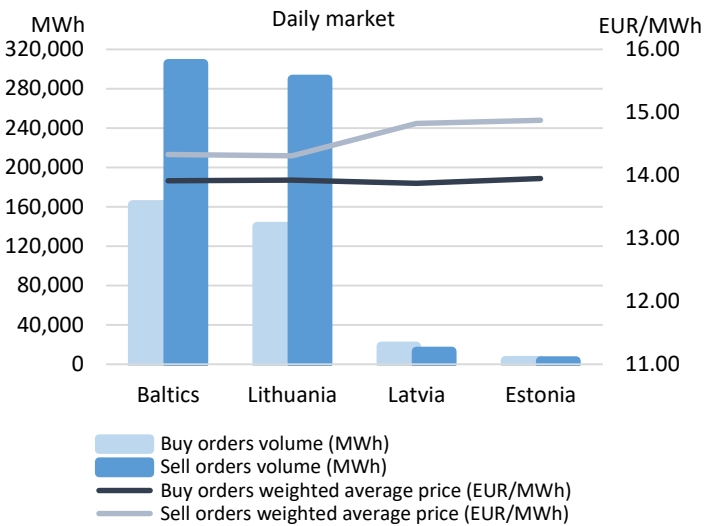


¹VAT excluded.

Monthly volumes and natural gas prices ¹



Volumes of submitted orders and natural gas prices ²



June - 2019		
Total number of submitted orders (MWh)		
Daily market		
	Buy	Sell
Baltics	161,924	305,520
Lithuania	139,817	289,420
Latvia	18,350	12,900
Estonia	3,757	3,200
Monthly market		
	Buy	Sell
Baltics	6,000	18,000
Lithuania	6,000	18,000
Latvia	0	0
Estonia	0	0

Exchange participants

79

Exchange participants

23

Active participants

21

Exchange participants concluded trades

¹ VAT excluded,

² the volumes of submitted orders has been calculated excluding the volumes displayed from other market areas

Ieva Rudinskaitė

Trading Operations Manager

Tel. +370 682 07355

ieva.rudinskaite@getbaltic.com

www.getbaltic.com