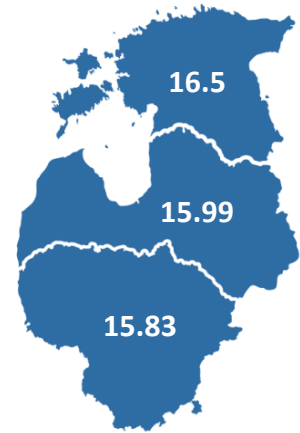


Baltic Gas Exchange captures record lowness of natural gas prices

In May 2019 Baltic Gas Exchange GET Baltic traded volumes amounted to 138 gigawatt hours (GWh) of natural gas. In total 721 transactions were concluded. Following the downward trend in prices, the average natural gas price in May – 15.84 EUR/MWh - has reached its lowest level since November 2016. Also, transaction for delivery in May was concluded in long-term products market. Baltic Gas Monthly Index (BGMI), which captures gas prices changes of the monthly market in the Baltics, value in May 2019 was 16.9 EUR/MWh. During May 2019, 22 market participants actively participated in trading.

Concluding 720 transactions traded volume of the daily market amounted to 137 GWh of natural gas. Comparing month on month (April 2019 - 156 GWh) traded volume declined about 13%, while comparing year on year (May 2018 - 57 GWh) increased more than 2.4 times. Baltic Gas Spot Index (BGSi) which captures gas prices changes of daily market in the Baltics, value in May 2019 was 15.84 EUR/MWh and compared to April 2019 (17.64 EUR/MWh) decreased by 10%. Exchange participants concluded transactions in Lithuanian market area paid the weighted average price of 15.83 EUR/MWh (↓10%), in Latvian market area – 15.99 EUR/MWh (↓6%), Estonian market area – 16.5 EUR/MWh (↓7%).

BGSi¹, EUR/MWh



Statistics on trading in the natural gas exchange

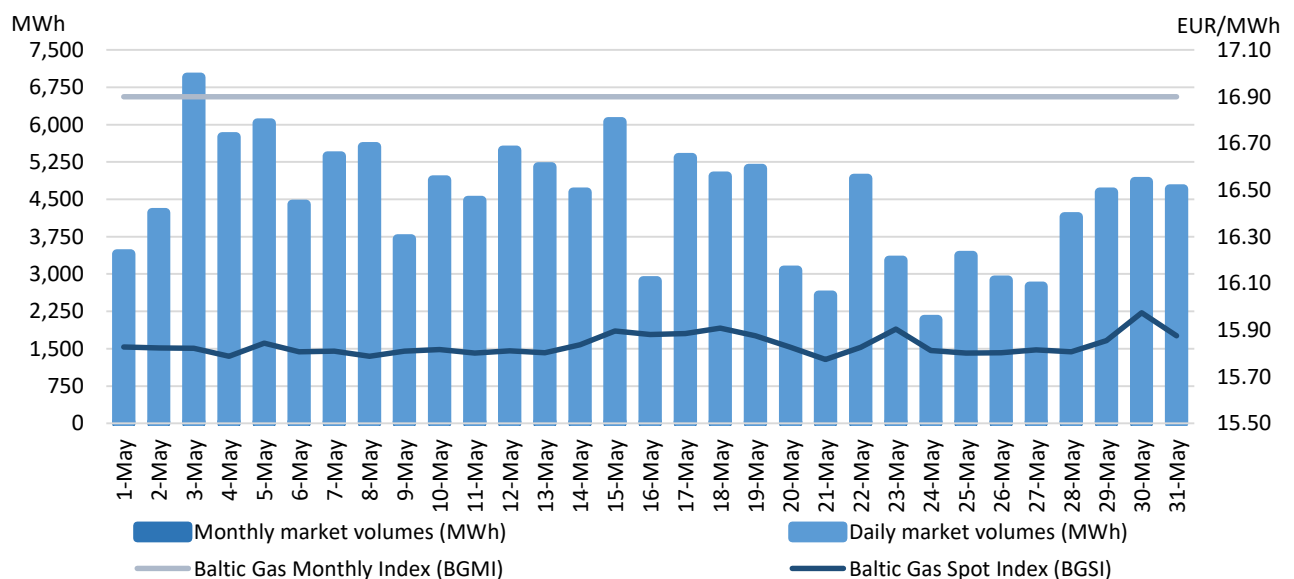
Daily market

	Buy volume traded (MWh)	Sell volume traded (MWh)	Number of buy trades	Number of sell trades	Lowest price (EUR/MWh)	Highest price (EUR/MWh)	Weighted average price (EUR/MWh)
Baltics	136,832	136,832	720	720	15.35	16.85	15.84
Lithuania	135,234	135,437	674	695	15.65	16.85	15.83
Latvia	400	811	3	14	15.35	16.54	15.99
Estonia	1,198	584	43	11	15.60	16.65	16.50

Monthly market

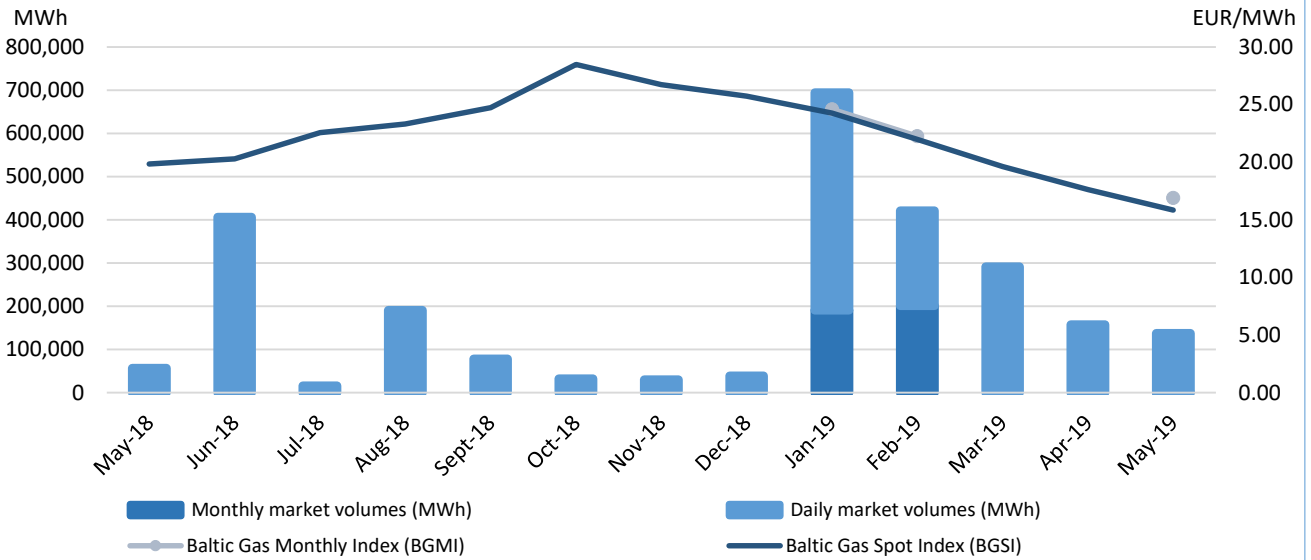
	Traded volume (MWh)	Number of trades	Lowest price (EUR/MWh)	Highest price (EUR/MWh)	Weighted average price (EUR/MWh)
Baltics	930	1	16.90	16.90	16.90
Lithuania	930	1	16.90	16.90	16.90
Latvia	0	0	-	-	-
Estonia	0	0	-	-	-

Traded volumes and natural gas prices ¹

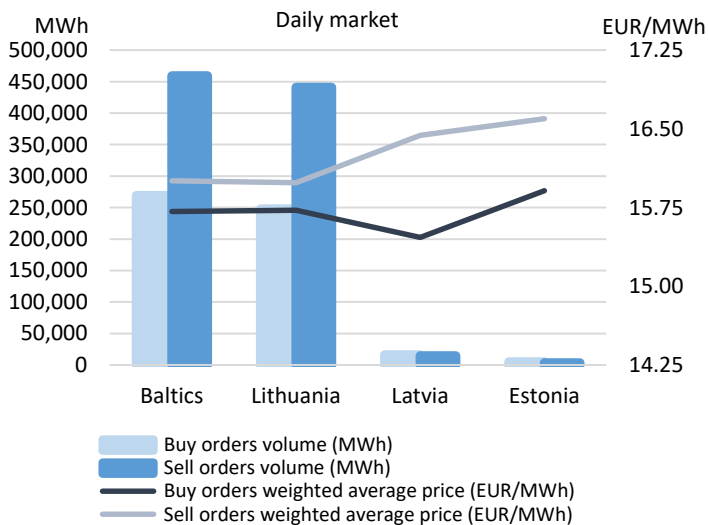


¹ VAT excluded.

Monthly volumes and natural gas prices ¹



Volumes of submitted orders and natural gas prices ²



May - 2019		
Total number of submitted orders (MWh)		
Daily market		
	Buy	Sell
Baltics	269,109	459,199
Lithuania	247,980	440,762
Latvia	16,171	14,837
Estonia	4,958	3,600
Monthly market		
	Buy	Sell
Baltics	11,160	25,730
Lithuania	11,160	25,730
Latvia	0	0
Estonia	0	0

Exchange participants

79

Exchange participants

22

Active participants

1

Newly registered exchange participants - JSC Conexus Baltic Grid

¹ VAT excluded;

² the volumes of submitted orders has been calculated excluding the volumes displayed from other market areas.

Ieva Rudinskaitė

Trading Operations Manager

Tel. +370 682 07355

ieva.rudinskaite@getbaltic.com

www.getbaltic.com