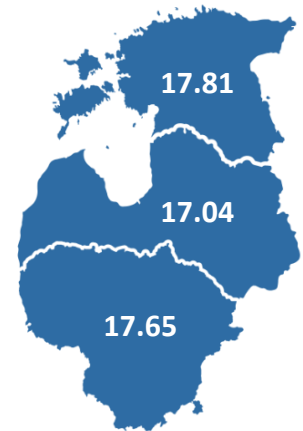


The prices on the Baltic Gas Exchange maintain downward trend

In April 2019 the Baltic Gas Exchange GET Baltic captures continuing price decline. With the fall of natural gas prices for the six consecutive months, the average price settled at 17.64 EUR/MWh, which is the lowest price in the last 19 months. As the price dropped to record lows, concluding 726 transactions, 158 GWh of natural gas changed hands during April 2019. All transactions were concluded on a daily market, comparing month on month traded volume on a daily market decreased by 46% (March 2019 - 292 GWh), but comparing year on year increased even 3.4 times (April 2018 - 47 GWh). During April 2019 orders were submitted and transactions concluded by 25 participants.

Baltic Gas Spot Index (BGSi) which captures daily market gas prices changes in the Baltics, value in April 2019 was 17.64 EUR/MWh and compared to March 2019 (19.63 EUR/MWh) decreased by 10%. Exchange participants concluded transactions in Lithuanian market area paid the weighted average price of 17.65 EUR/MWh (↓10%), in Latvian market area – 17.04 EUR/MWh (↓11%), Estonian market area – 17.81 EUR/MWh (↓8%).

BGSi¹, EUR/MWh



Statistics on trading in the natural gas exchange

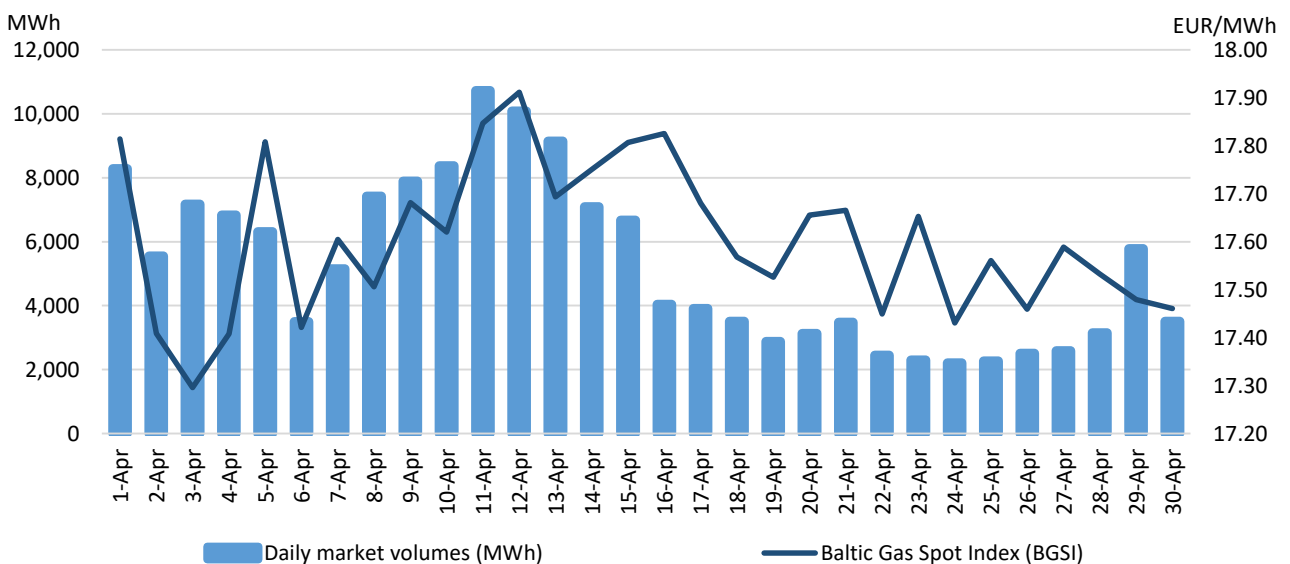
Daily market

	Buy volume traded (MWh)	Sell volume traded (MWh)	Number of buy trades	Number of sell trades	Lowest price (EUR/MWh)	Highest price (EUR/MWh)	Weighted average price (EUR/MWh)
Baltics	157,874	157,874	726	726	16.80	19.76	17.64
Lithuania	154,177	149,480	660	658	17.10	18.70	17.65
Latvia	1,225	6,929	9	36	16.80	18.35	17.04
Estonia	2,472	1,465	57	32	16.80	19.76	17.81

Monthly market

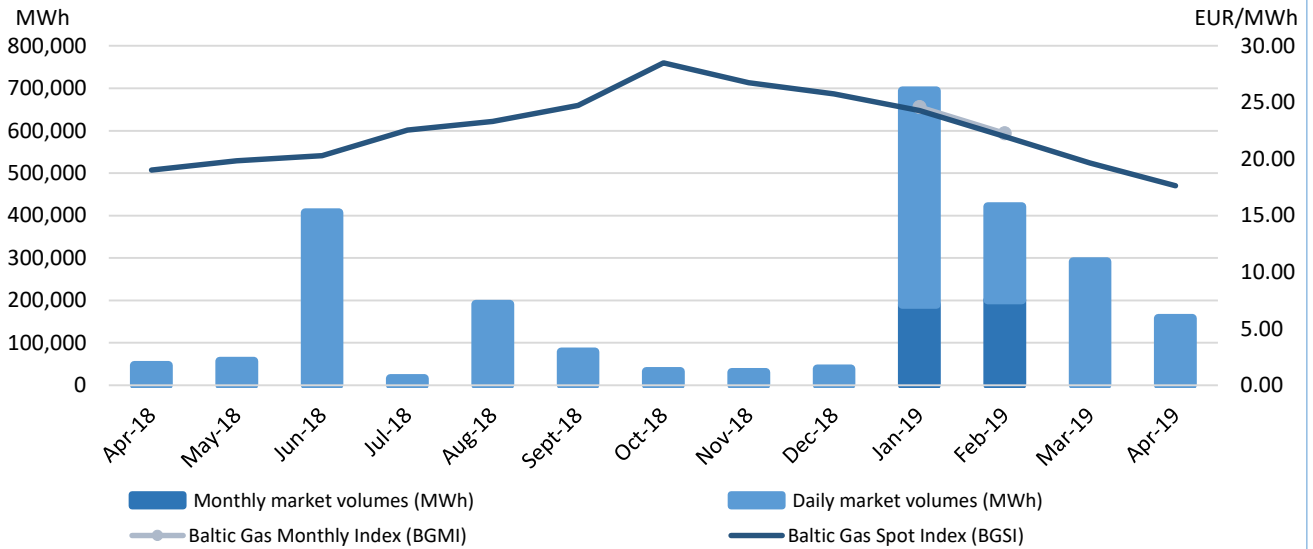
Transactions were not concluded.

Traded volumes and natural gas prices ¹

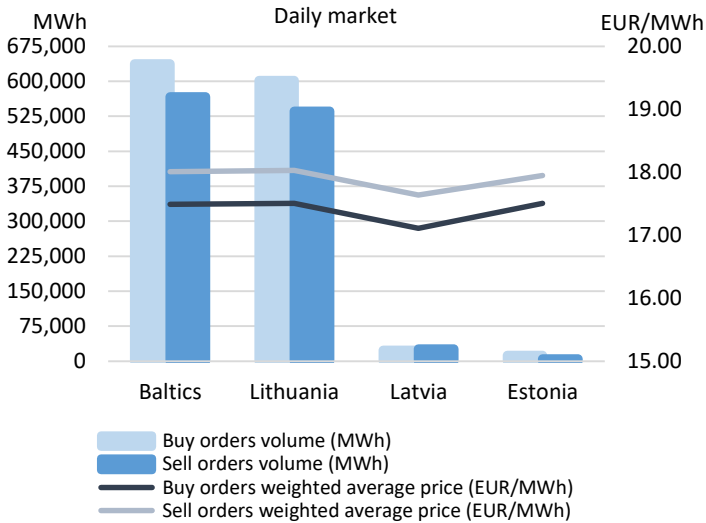


¹VAT excluded.

Monthly volumes and natural gas prices ¹



Volumes of submitted orders and natural gas prices ²



April - 2019		
Total number of submitted orders (MWh)		
Daily market		
	Buy	Sell
Baltics	637,528	566,971
Lithuania	601,714	536,080
Latvia	23,483	26,136
Estonia	12,331	4,755
Monthly market		
	Buy	Sell
Baltics	7,800	42,000
Lithuania	7,800	42,000
Latvia	0	0
Estonia	0	0

Exchange participants

78

Exchange participants

25

Active participants

1

Newly registered exchange participant - Apxo Nordic AS

¹ VAT excluded,

² the volumes of submitted orders has been calculated excluding the volumes displayed from other market areas

Ieva Rudinskaitė

Trading Operations Manager

Tel. +370 682 07355

leva.rudinskaite@getbaltic.com

www.getbaltic.com