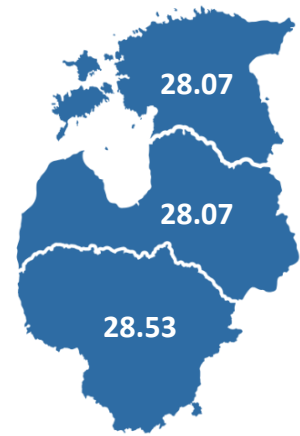


Natural gas prices maintained the same trajectory – price hike recorded

In October 2018 another price hike was recorded on the Baltic Gas Exchange. With the rise of natural gas prices for nine months in a row, the average price exceeded 28 EUR/MWh, while the spot price of individual transactions glimpsed even above 29 EUR/MWh. As the prices have reached record heights, concluding 234 transactions a total of 33 GWh changed hands during October 2018. Comparing both month on month (79 GWh) and year on year (41 GWh) a downward trend was recorded. The greatest impact on declined traded volumes was due to decreased demand in Lithuanian and Latvian market areas. Despite the drop in turnover, 16 market participants actively participated in trading (September 2018 – 17).

Baltic Gas Spot Index (BGSi) which captures changes of natural gas prices in the Baltics, value in October 2018 was 28.49 EUR/MWh and compared to September 2018 (24.73 EUR/MWh) increased by 15%. Exchange participants concluded transactions in Lithuanian market area paid the weighted average price of 28.53 EUR/MWh (↑16%), in Latvian market area – 28.07 EUR/MWh (↑12%), Estonian market area – 28.07 EUR/MWh (↑17%).

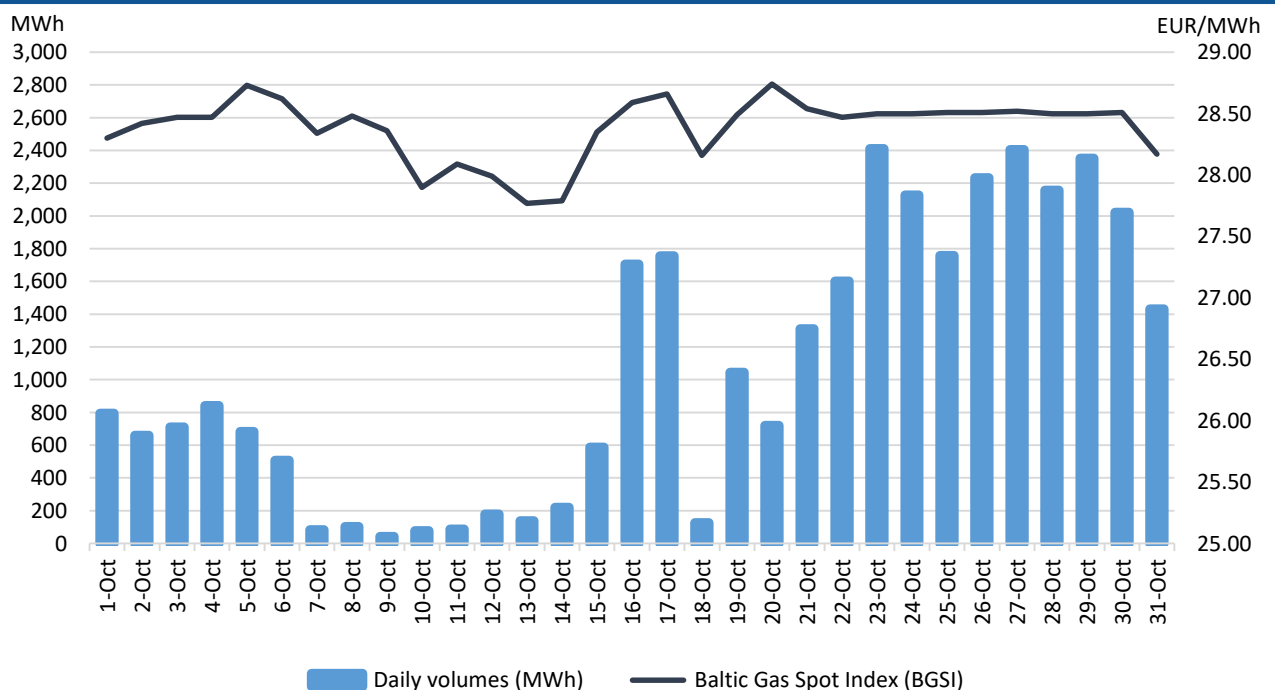
Prices of natural gas in the Baltics ¹, EUR/MWh



Statistics on trading in the natural gas exchange

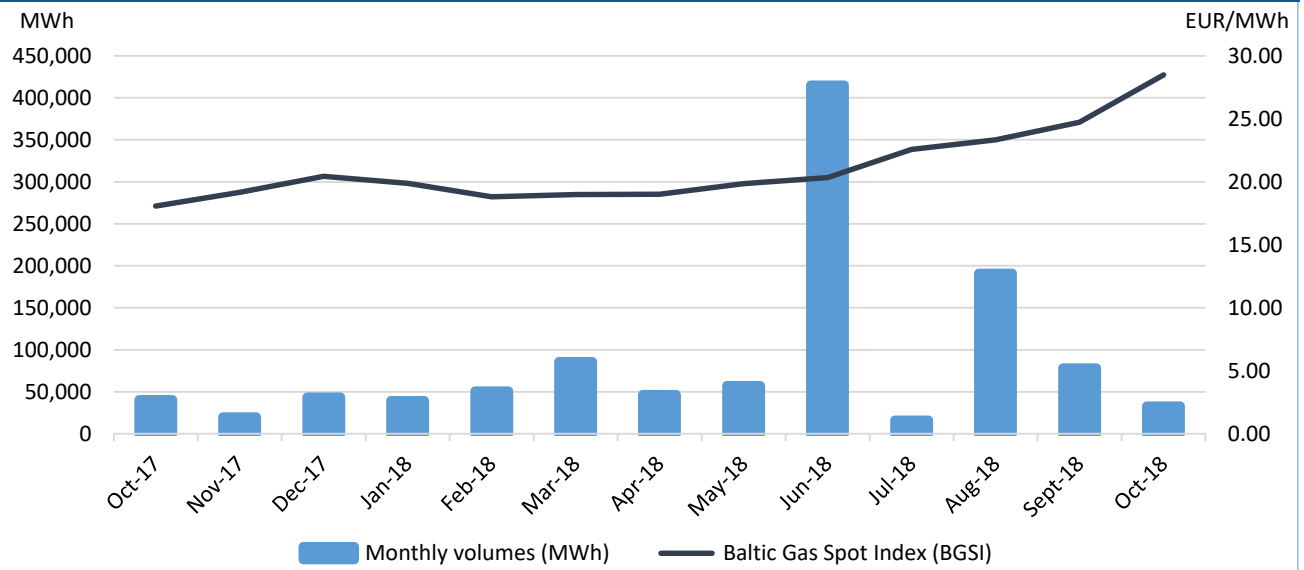
	Buy volume traded (MWh)	Sell volume traded (MWh)	Number of buy trades	Number of sell trades	Lowest price (EUR/MWh)	Highest price (EUR/MWh)	Weighted average price (EUR/MWh)
Baltics	32,878	32,878	234	234	24.80	29.26	28.49
Lithuania	30,223	29,594	152	124	27.79	29.26	28.53
Latvia	705	1,581	20	64	27.60	29.26	28.07
Estonia	1,950	1,703	62	46	24.80	28.97	28.07

Daily volumes and natural gas prices ¹

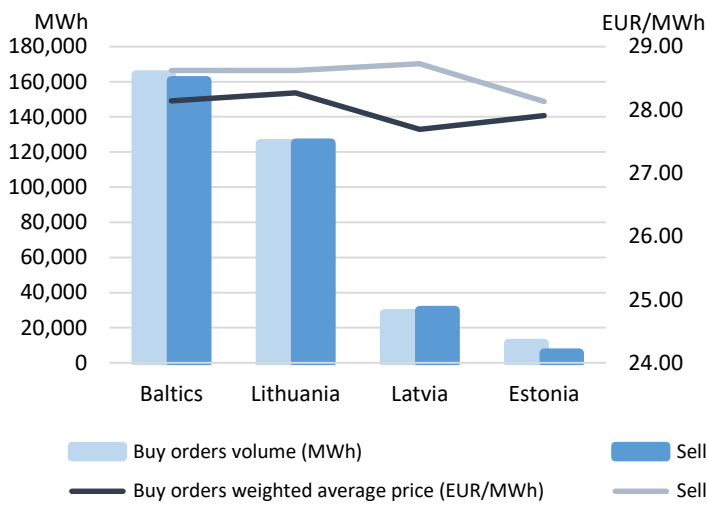


¹ VAT excluded.

Monthly volumes and natural gas prices ¹



Volumes of submitted orders and natural gas prices ²



October - 2018		
Total volume of submitted orders (MWh)		
	Buy	Sell
Baltics	163.764	160.512
Lithuania	124.699	125.093
Latvia	27.930	29.769
Estonia	11.135	5.650

Exchange participants

74

Exchange participants

16

Active exchange participants

16

Exchange participants concluded trades

¹ VAT excluded.

² the volumes of submitted orders has been calculated excluding the volumes displayed from other market areas

Ieva Stasionytė
Trading Analyst
Tel. +370 5 265 8636
ieva.stasionyte@getbaltic.com
www.getbaltic.com