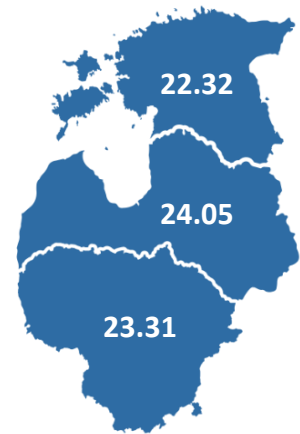


**With the increase of liquidity on the Baltic Gas Exchange - trading volumes exceeded 191 GWh**

In August 2018 Baltic Gas Exchange GET Baltic trading volumes amounted to 191 GWh. In total 304 transactions were concluded. The new average price record of the Baltic Gas Exchange was captured – 23.32 EUR/MWh. Despite the continuous increase of natural gas prices traded volumes increased even 11 times comparing month on month (16 GWh) and 56% up year on year (122 GWh). The growth of traded volumes was directly influenced by increased liquidity in Lithuanian and Latvian market areas. The liquidity in Estonian market area remained stable, however due to continued repair works carried out at Karksi gas metering station during August, available capacity for allocation on the Exchange was limited to 0 MWh and resulted in decreased traded volumes on Estonian market area. During August 2018 orders were submitted and transactions concluded by 16 participants (July 2018 - 13).

Baltic Gas Spot Index (BGSi) which captures changes of natural gas prices in the Baltics, value in August 2018 was 23.32 EUR/MWh and compared to July 2018 (22.56 EUR/MWh) increased by 3.37%. Exchange participants concluded transactions in Lithuanian market area paid the weighted average price of 23.31 EUR/MWh (↑3.23%), in Latvian market area – 24.05 EUR/MWh (↑6.94%), Estonian market area – 22.32 EUR/MWh (↑0.09%).

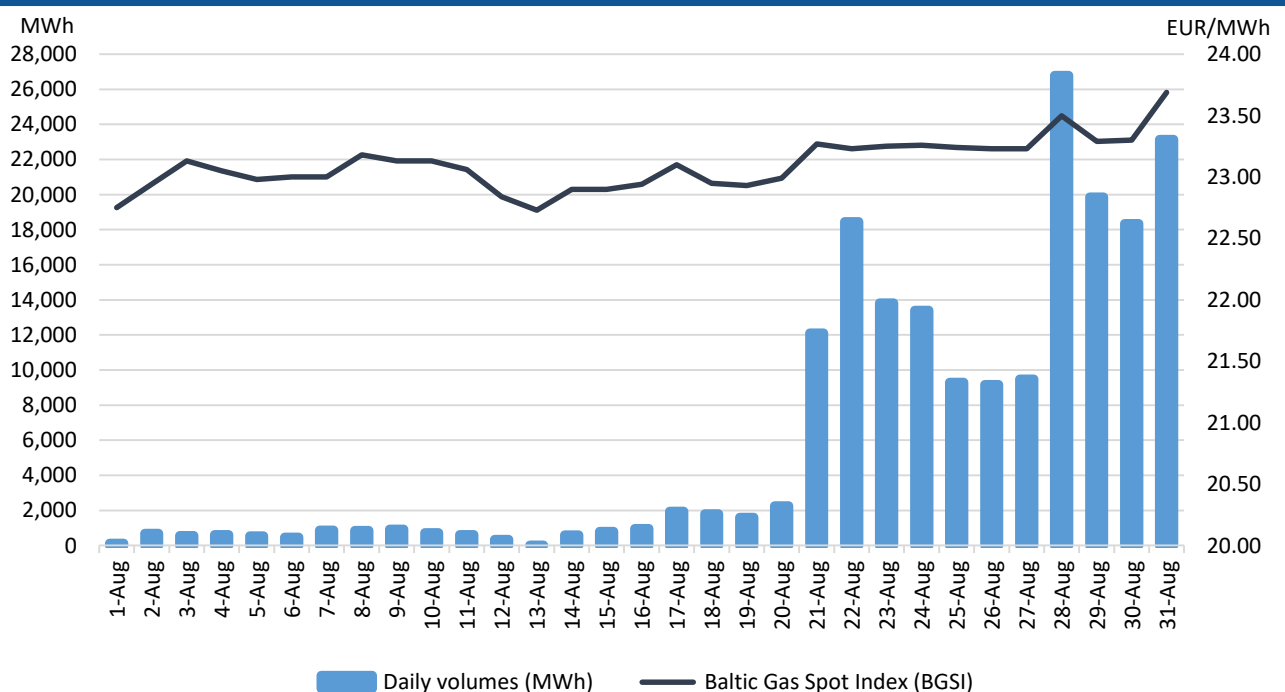
Prices of natural gas in the Baltics <sup>1</sup>, EUR/MWh



**Statistics on trading in the natural gas exchange**

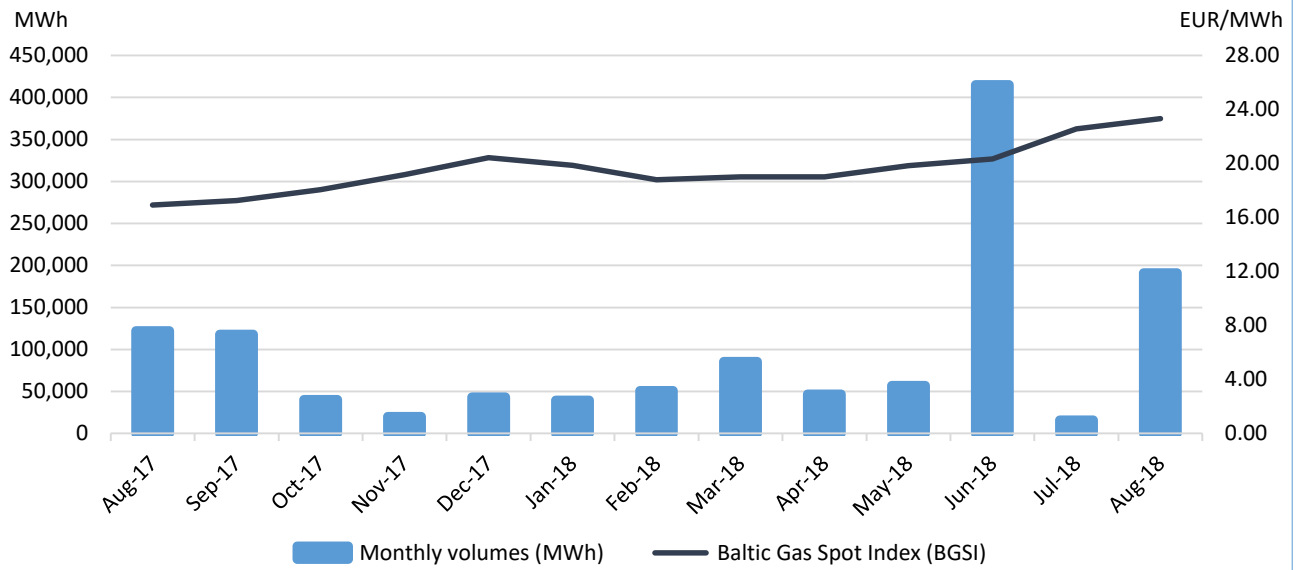
	Buy volume traded (MWh)	Sell volume traded (MWh)	Number of buy trades	Number of sell trades	Lowest price (EUR/MWh)	Highest price (EUR/MWh)	Weighted average price (EUR/MWh)
Baltics	191,178	191,178	304	304	22.15	25.01	23.32
Lithuania	174,055	185,288	217	216	22.20	24.75	23.31
Latvia	16,697	5,464	46	47	22.25	25.01	24.05
Estonia	426	426	41	41	22.15	23.30	22.32

**Daily volumes and natural gas prices <sup>1</sup>**

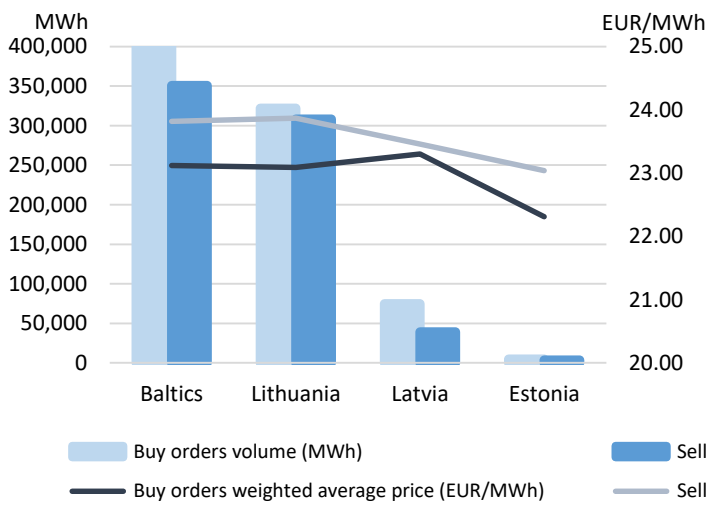


<sup>1</sup> VAT excluded.

### Monthly volumes and natural gas prices

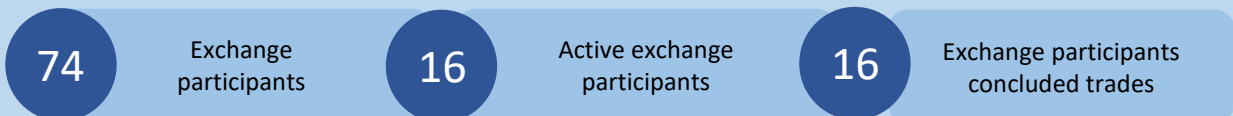


### Volumes of submitted orders and natural gas prices <sup>2</sup>



August - 2018		
Total volume of submitted orders (MWh)		
	Buy	Sell
Baltics	401,575	350,521
Lithuania	321,847	308,124
Latvia	74,951	38,987
Estonia	4,777	3,410

### Exchange participants



<sup>1</sup> VAT excluded.

<sup>2</sup> the volumes of submitted orders has been calculated excluding the volumes displayed from other market areas

**Ieva Stasionytė**  
Trading Analyst  
Tel. +370 5 265 8636  
[ieva.stasionyte@getbaltic.com](mailto:ieva.stasionyte@getbaltic.com)  
[www.getbaltic.com](http://www.getbaltic.com)