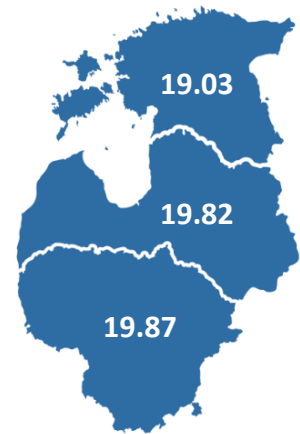


Record transaction captured after the boost of supply

In May 2018 concluding 302 transactions the trading volumes on the Baltic Gas Exchange GET Baltic amounted to 57 GWh of natural gas. Comparing month on month trading volumes increased by 22% (47 GWh) while comparing year on year (May 2017 - 0,1 GWh) increased 465 times. The growth in the number of traded volumes and concluded transactions was influenced by the increase of supply in Lithuanian market area, which increased 3 times in comparison with previous month and reached the record level in 2018 (362 GWh). Increased supply has also led to capturing record transaction in last 9 month. Market participants bought and sold 10 GWh with one transaction.

Baltic Gas Spot Index (BGSi) which captures changes of natural gas prices in the Baltics, value in May 2018 was 19.85 EUR/MWh and compared to April 2018 (19.01 EUR/MWh) increased by 4.42%. Exchange participants concluded transactions in Lithuanian market area paid the weighted average price of 19.87 EUR/MWh (↑4.7%), in Latvian market area - 19.82 EUR/MWh (↑3.8%), Estonian market area – 19.03 EUR/MWh (↓1.4%).

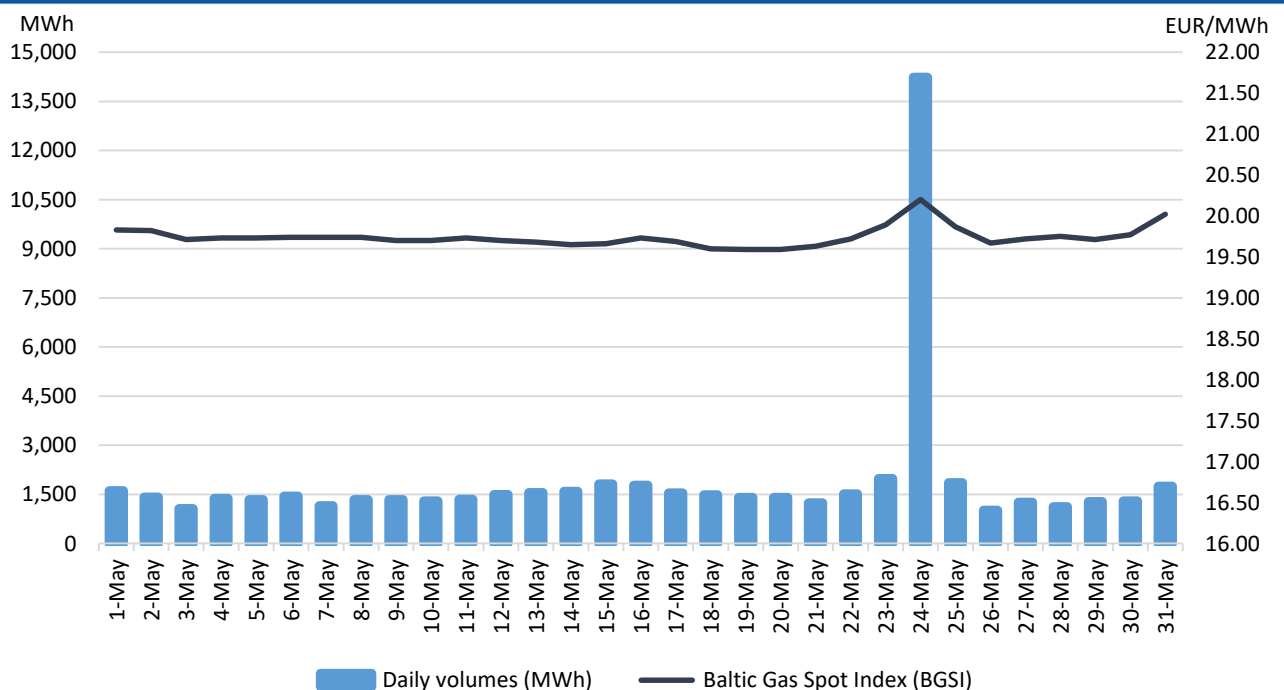
Prices of natural gas in the Baltics ¹, EUR/MWh



Statistics on trading in the natural gas exchange

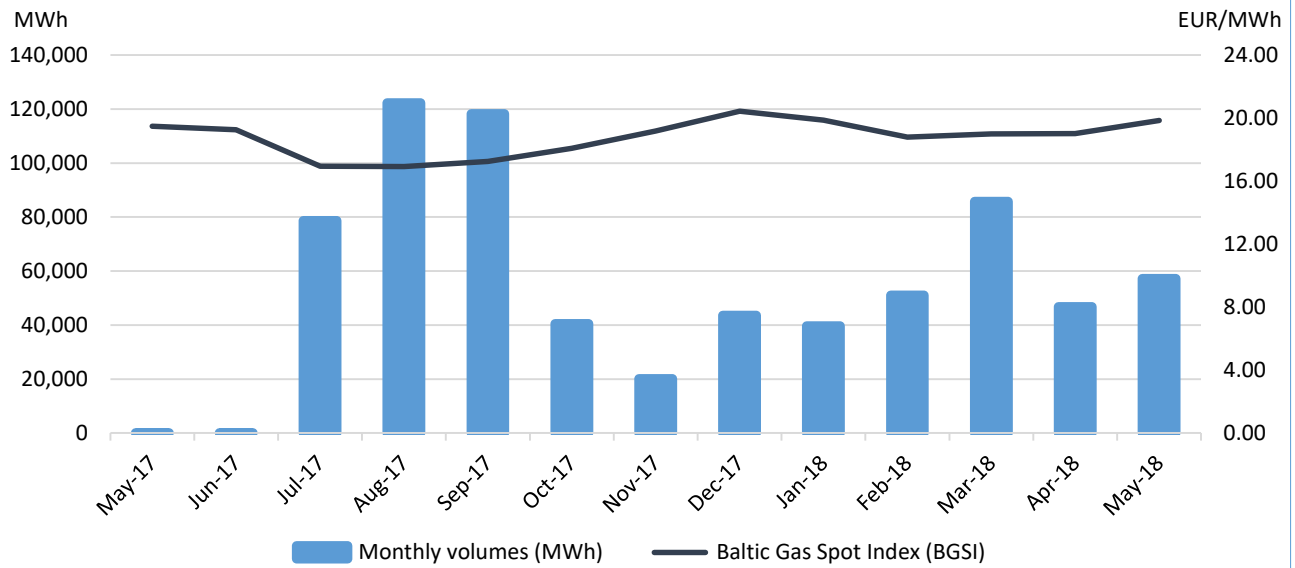
	Buy volume traded (MWh)	Sell volume traded (MWh)	Number of buy trades	Number of sell trades	Lowest price (EUR/MWh)	Highest price (EUR/MWh)	Weighted average price (EUR/MWh)
Baltics	57,272	57,272	302	302	18.90	21.56	19.85
Lithuania	52,727	53,066	205	194	19.10	21.56	19.87
Latvia	3,231	2,933	47	75	18.97	20.24	19.82
Estonia	1,314	1,273	50	33	18.90	20.35	19.03

Daily volumes and natural gas prices ¹

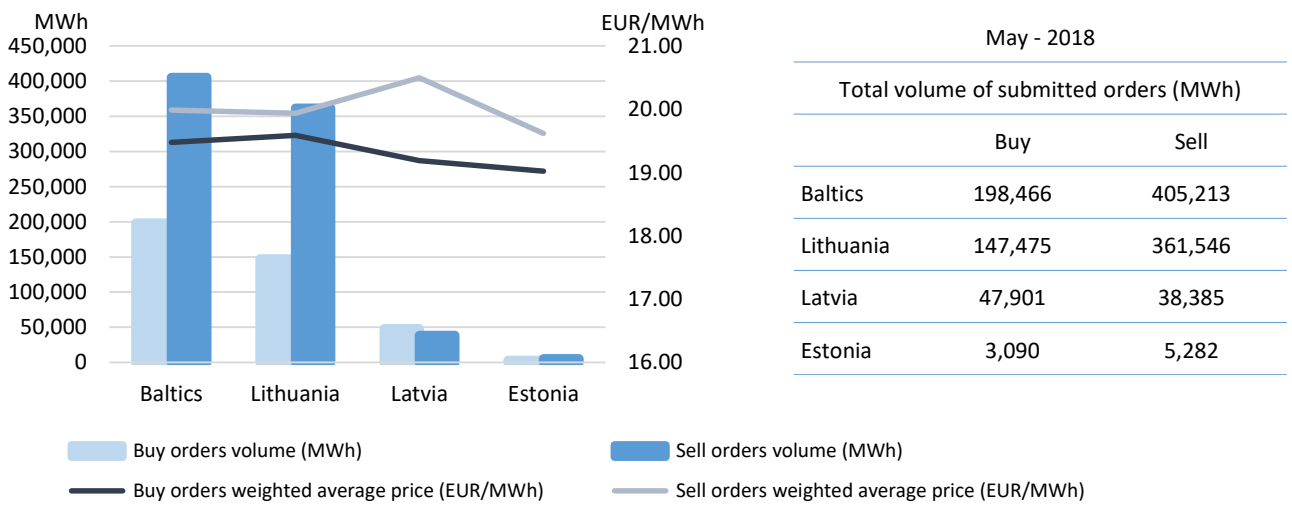


¹ VAT excluded.

Monthly volumes and natural gas prices ²



Volumes of submitted orders and natural gas prices ³



Exchange participants

74 Exchange participants 15 Active exchange participants 15 Exchange participants concluded trades

¹ VAT excluded.

² until 30th of July 2017 traded volumes and weighted average price includes only Lithuanian market area data.

³ the volumes of submitted orders has been calculated excluding the volumes displayed from other market areas

Ieva Stasionytė

Trading Analyst

Tel. +370 5 265 8636

ieva.stasionyte@getbaltic.com

www.getbaltic.com