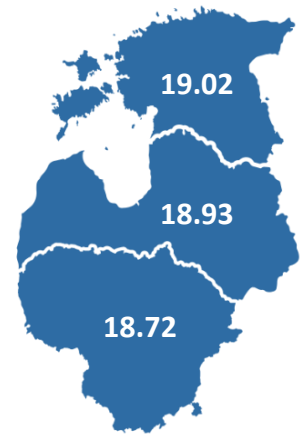


Boosted demand was supported by cold weather and increase in active participants

In February 2018 Baltic Gas Exchange captures the record number of concluded transactions over the past two years - 215 transactions were concluded, exchange participants bought and sold 51 GWh of natural gas, 29% up month on month (40 GWh) and even 87 times up comparing year on year (0.6 GWh). Increase in traded volume was directly affected by increase of active participants, 17 participants submitted orders and concluded transactions during the last month of the winter. January 2015 was the last time higher number of active participants was recorded. The greatest impact on peaked natural gas demand and increased number of active participants on later part of the month was influenced by 2-3.5 °C lower temperature than the average temperature of February which in certain regions dropped to -15 °C and below.

Baltic Gas Spot Index (BGSi) which captures changes of natural gas prices in the Baltics was not affected by increasing natural gas demand, the value in February 2018 decreased by 5.4% (19.87 EUR/MWh) compared to January 2018 and was equal to 18.80 EUR/MWh. Exchange participants concluded transactions in Lithuanian market area paid the weighted average price of 18.72 EUR/MWh (↓6.4%), in Latvian market area – 18.93 EUR/MWh (↓3.4%), Estonian market area – 19.02 EUR/MWh (↓4.2%).

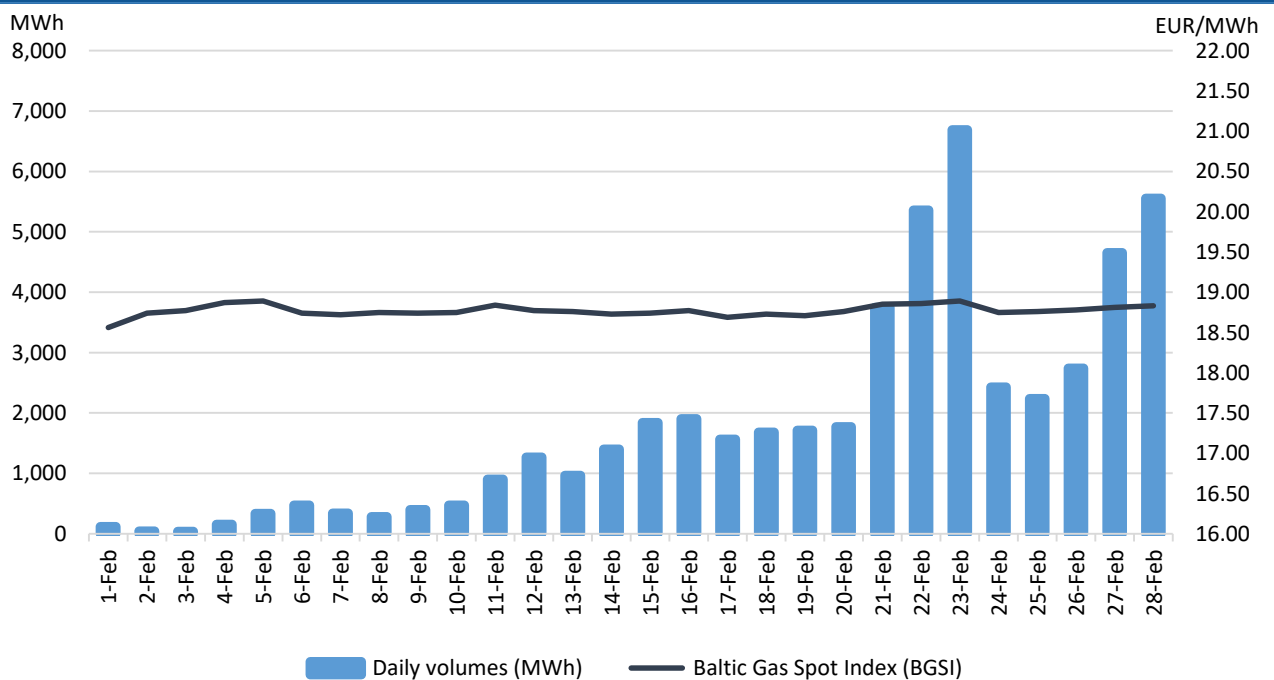
Prices of natural gas in the Baltics ¹, EUR/MWh



Statistics on trading in the natural gas exchange

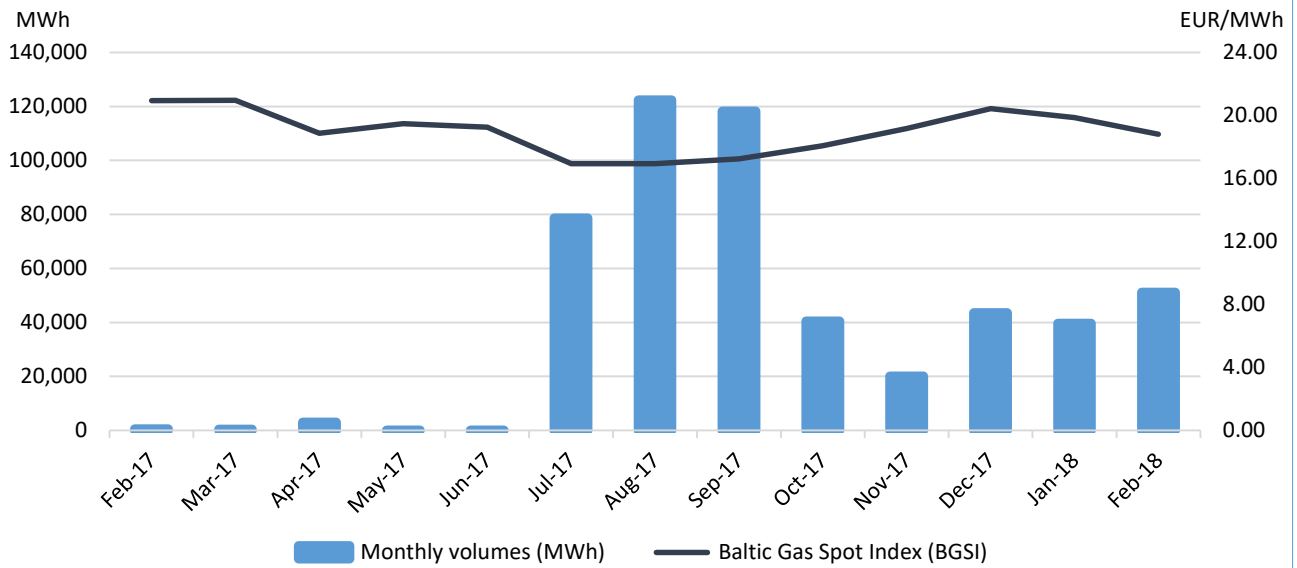
	Buy volume traded (MWh)	Sell volume traded (MWh)	Number of buy trades	Number of sell trades	Lowest price (EUR/MWh)	Highest price (EUR/MWh)	Weighted average price (EUR/MWh)
Baltics	51,106	51,106	215	215	18.45	19.50	18.80
Lithuania	32,556	33,266	117	124	18.45	19.50	18.72
Latvia	12,658	17,220	58	84	18.68	19.20	18.93
Estonia	5,892	620	40	7	18.80	19.20	19.02

Daily volumes and natural gas prices ¹

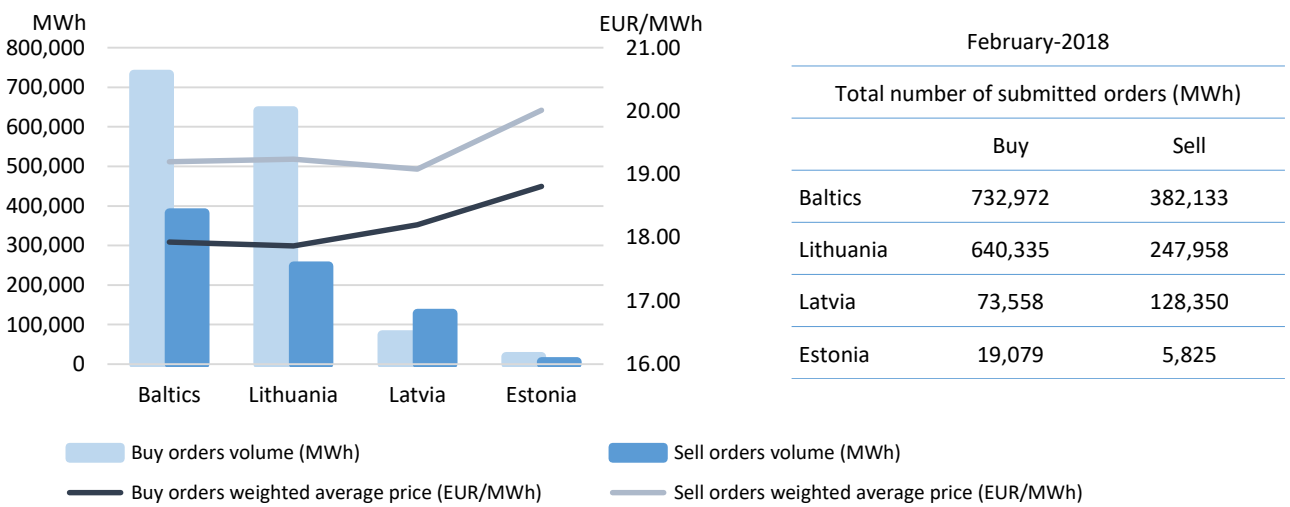


¹ VAT excluded.

Monthly volumes and natural gas prices ²



Volumes of submitted orders and natural gas prices ³



Exchange participants

73 Exchange participants

17 Active participants

1 Newly registered exchange participants- UAB "Arontera"

¹ VAT excluded.

² until 30th of July 2017 traded volumes and weighted average price includes only Lithuanian market area data.

³ the volumes of submitted orders has been calculated excluding the volumes displayed from other market areas

Ieva Stasionytė

Trading Analyst

Tel. +370 5 265 8636

ieva.stasionyte@getbaltic.com

www.getbaltic.com