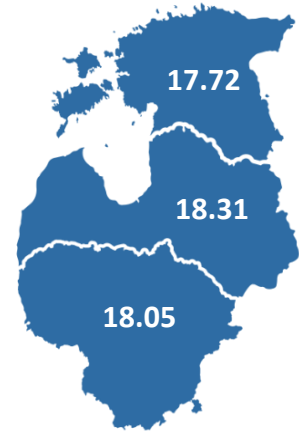


Exchange participants discovers Estonian and Latvian market areas

The beginning of trade in previous day product from 3rd of October 2017 has triggered market participants' interest in Estonian market area where 19 buy trades were concluded during the month of October. In total during the October 2017 169 buy transactions (+9% compared to September 2017) were concluded in the Baltic gas exchange, which amounted to 41 GWh of natural gas i.e. 53 times more compared to the same period last year, however 65% less compared to September 2017. A total number of 68 participants were registered at the Baltic gas exchange, 12 of which actively participated in trading.

Baltic Gas Spot Index (BGSi), which captures changes of natural gas prices in the Baltics, value in October 2017 was 18.07 EUR/MWh. Compared to September 2017 index value increased by 4.75% (17.25 EUR/MWh). The weighted average price of concluded transactions in Lithuanian market area was 18.05 EUR/MWh in the Latvian market area – 18.21 EUR/MWh. The lowest price for gas was paid by the Estonian gas market participants whose weighted average price amounted to 17.72 EUR/MWh. As the value of BGSi increases, prices on the Baltic gas exchange remain competitive and favorable for those who seeks to buy or sell natural gas for market prices.

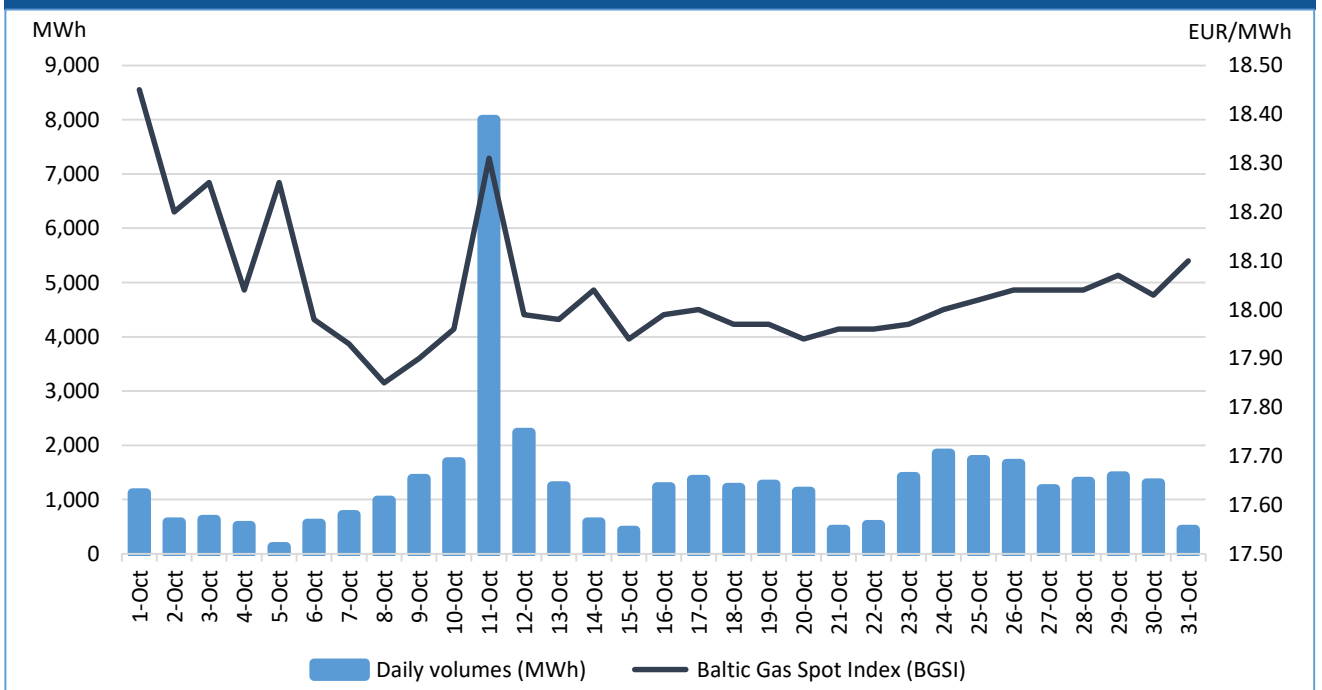
Prices of natural gas in the Baltics ¹, EUR/MWh



Statistics on trading in the natural gas exchange

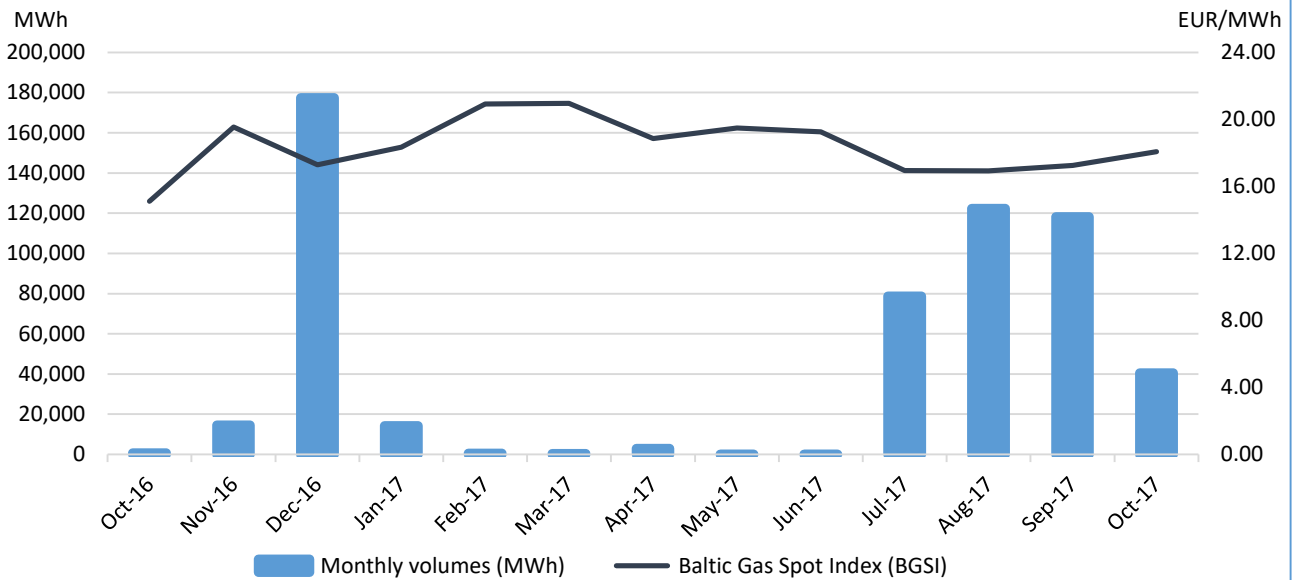
	Buy volume traded (MWh)	Sell volume traded (MWh)	Number of buy trades	Number of sell trades	Lowest price (EUR/MWh)	Highest price (EUR/MWh)	Weighted average price (EUR/MWh)
Baltics	40,534	40,534	169	169	17.38	18.80	18.07
Lithuania	35,605	38,098	116	127	17.72	18.80	18.05
Latvia	4,439	1,996	34	25	17.38	18.52	18.31
Estonia	490	440	19	17	17.48	17.90	17.72

Daily volumes and natural gas prices ¹

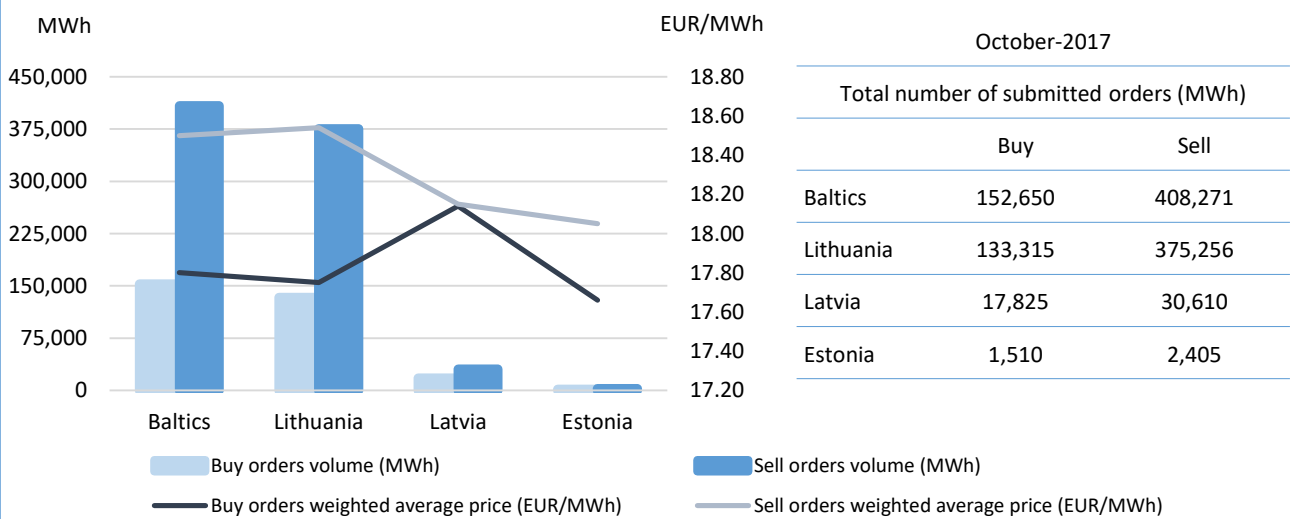


¹ VAT excluded.

Monthly volumes and natural gas prices ²



Volumes of submitted orders and natural gas prices ³



Exchange participants

68

Exchange participants

12

Active participants

1

Newly registered exchange participants- AS Rīgas Gāze

¹ VAT excluded.

² until 30th of July 2017 traded volumes and weighted average price includes only Lithuanian market area data.

³ the volumes of submitted orders has been calculated excluding the volumes displayed from other market areas

Ieva Stasionytė

Trading Analyst

Tel. +370 5 265 8636

ieva.stasionyte@getbaltic.com

www.getbaltic.com