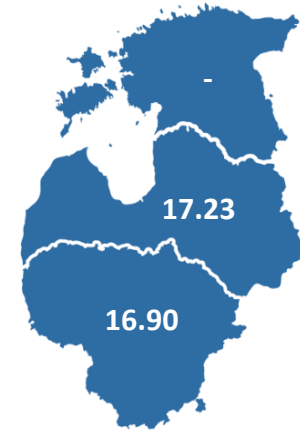


Trading in the Baltic gas exchange accelerates – participants activity reached new heights

August 2017 became the most active month in comparison with previous August months since the beginning of the natural gas exchange operation. The trading volumes on the Baltic gas exchange amounted to 122 GWh which is more than the total volume traded in the first seven month of this year (97 GWh) and almost 35 times more compared to the same period last year (3 GWh). Traded volumes in comparison with July has grown more than 55%. The biggest influence to the trading results had increased activity of new exchange participants and the growth of traded volumes in Latvian market area.

Baltic Gas Spot Index (BGSi), which captures changes of natural gas prices in the Baltics, value in August 2017 was 16.93 EUR/MWh. Meanwhile, since participants of the newly established market areas in Latvia and Estonia had only started to discover advantages of natural gas exchange, the Baltic Gas Spot Index was mainly formed by trades concluded in Lithuanian market area with weighted average price of 16.90 EUR/MWh. In the Latvian market area participants concluded 5 trades for the average price of 17.23 EUR/MWh. There were no fulfilled transactions in Estonian market area.

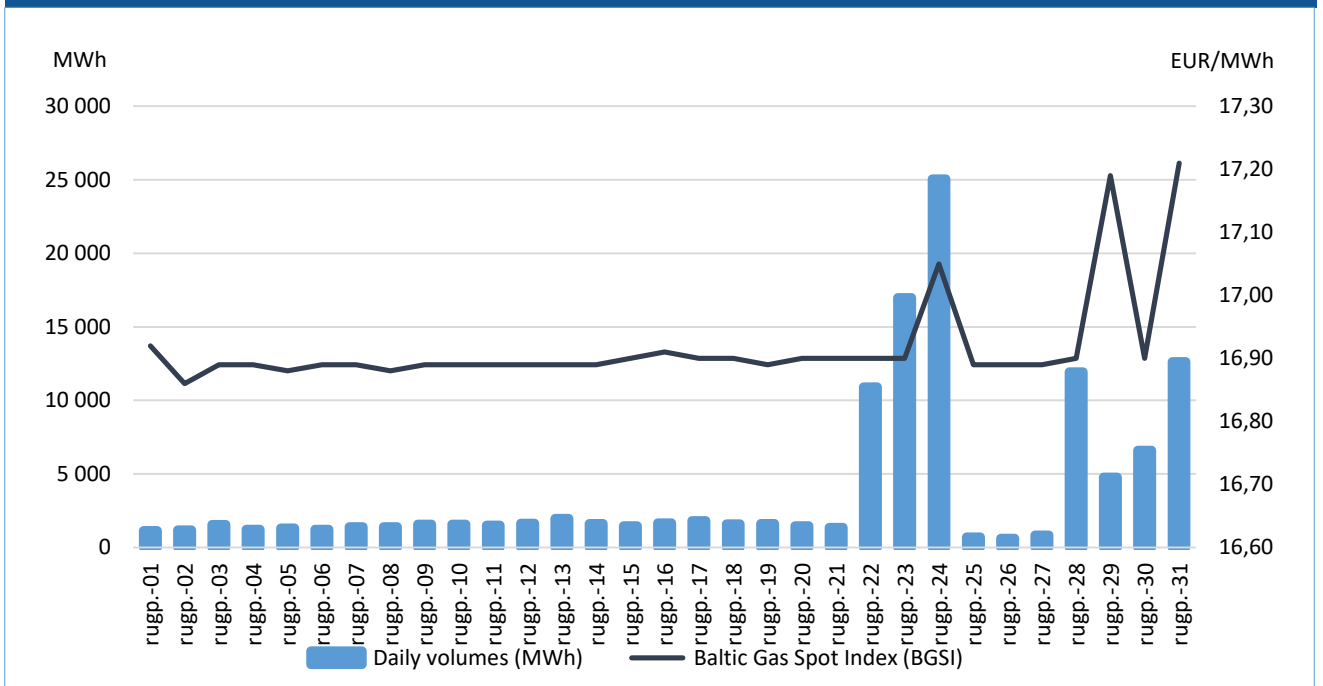
Prices of natural gas in the Baltics ¹, EUR/MWh



Statistics on trading in the natural gas exchange

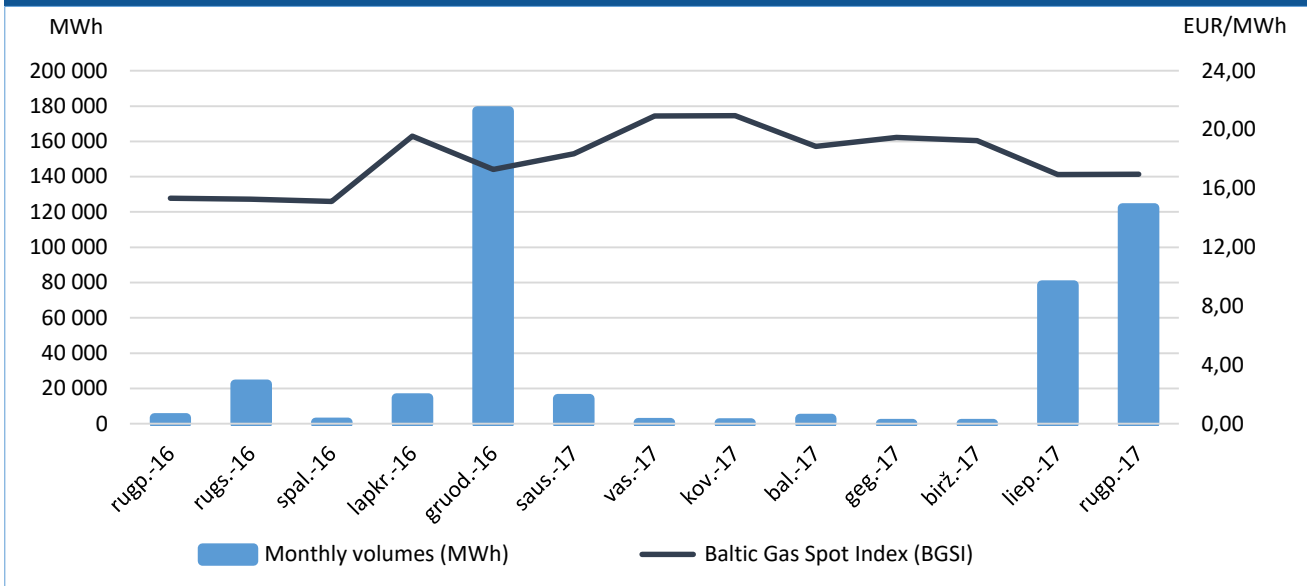
	Buy volume traded (MWh)	Sell volume traded (MWh)	Number of buy trades	Number of sell trades	Lowest price (EUR/MWh)	Highest price (EUR/MWh)	Weighted average price (EUR/MWh)
Baltics	122,338	122,338	153	153	16.70	17.30	16.93
Lithuania	94,611	122,338	148	153	16.70	17.00	16.90
Latvia	27,727	0	5	0	17.23	17.30	17.23
Estonia	0	0	0	0	0	0	0

Daily volumes and natural gas prices ¹

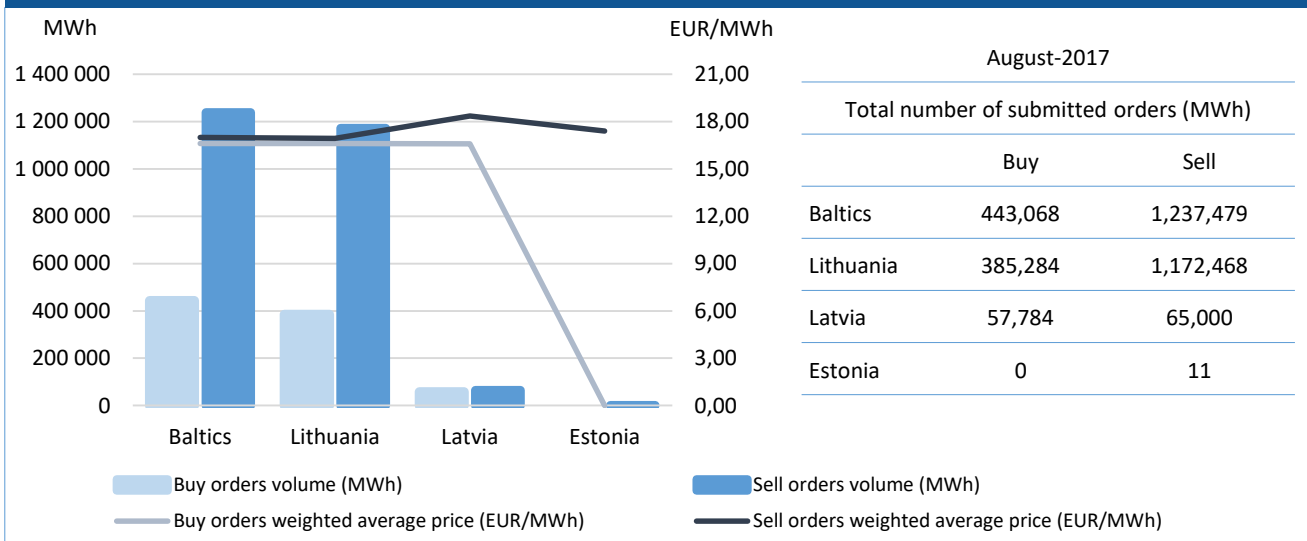


¹ VAT excluded.

Monthly volumes and natural gas prices ²



Volumes of submitted orders and natural gas prices ³



August-2017

Total number of submitted orders (MWh)

	Buy	Sell
Baltics	443,068	1,237,479
Lithuania	385,284	1,172,468
Latvia	57,784	65,000
Estonia	0	11

Exchange participants

67

Exchange participants

10

Active participants

3

Newly registered exchange participants-
SIA "IMLITEX LATVIJA", Scener OÜ,
UAB "Achema Gas Trade"

¹ VAT excluded.

² until 30th of July 2017 traded volumes and weighted average price includes only Lithuanian market area data.

³ the volumes of submitted orders has been calculated excluding the volumes displayed from other market areas

Ieva Stasionytė

Trading analyst

Tel. +370 5 265 8636

ieva.stasionyte@getbaltic.com

www.getbaltic.com